

*County Council
Thursday, 20th February, 2020*



*You can view the agenda at
<https://www.devon.gov.uk/democracy/>
or use a smart phone camera and scan the code above.*

NOTES FOR VISITORS

All visitors to County Hall, including visitors to the Committee Suite and the Coaver Club conference and meeting rooms are requested to report to Main Reception on arrival. If visitors have any specific requirements or needs they should contact County Hall reception on 01392 382504 beforehand. Further information about how to get here can be found at: <https://new.devon.gov.uk/help/visiting-county-hall/>. Please note that visitor car parking on campus is limited and space cannot be guaranteed. Where possible, we encourage visitors to travel to County Hall by other means.

SatNav – Postcode EX2 4QD

Walking and Cycling Facilities

County Hall is a pleasant twenty minute walk from Exeter City Centre. Exeter is also one of six National Cycle demonstration towns and has an excellent network of dedicated cycle routes – a map can be found at: <https://new.devon.gov.uk/travel/cycle/>. Cycle stands are outside County Hall Main Reception and Lucombe House

Access to County Hall and Public Transport Links

Bus Services K, J, T and S operate from the High Street to County Hall (Topsham Road). To return to the High Street use Services K, J, T and R. Local Services to and from Dawlish, Teignmouth, Newton Abbot, Exmouth, Plymouth and Torbay all stop in Barrack Road which is a 5 minute walk from County Hall. Park and Ride Services operate from Sowton, Marsh Barton and Honiton Road with bus services direct to the High Street.

The nearest mainline railway stations are Exeter Central (5 minutes from the High Street) and St David's and St Thomas's both of which have regular bus services to the High Street. Bus Service H (which runs from St David's Station to the High Street) continues and stops in Wonford Road (at the top of Matford Lane shown on the map) a 2/3 minute walk from County Hall, en route to the RD&E Hospital (approximately a 10 minutes walk from County Hall, through Gras Lawn on Barrack Road).

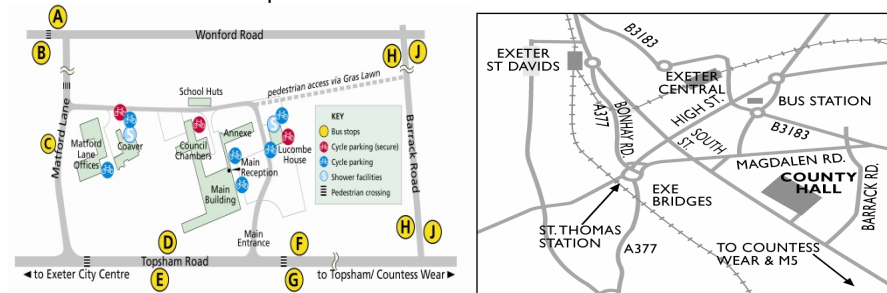
Car Sharing

Carsharing allows people to benefit from the convenience of the car, whilst alleviating the associated problems of congestion and pollution. For more information see: <https://liftshare.com/uk/community/devon>.

Car Parking and Security

There is a pay and display car park, exclusively for the use of visitors, entered via Topsham Road. Current charges are: Up to 30 minutes – free; 1 hour - £1.10; 2 hours - £2.20; 4 hours - £4.40; 8 hours - £7. Please note that County Hall reception staff are not able to provide change for the parking meters.

As indicated above, parking cannot be guaranteed and visitors should allow themselves enough time to find alternative parking if necessary. Public car parking can be found at the Cathedral Quay or Magdalen Road Car Parks (approx. 20 minutes walk). There are two disabled parking bays within the visitor car park. Additional disabled parking bays are available in the staff car park. These can be accessed via the intercom at the entrance barrier to the staff car park.



NB   Denotes bus stops

Fire/Emergency Instructions

In the event of a fire or other emergency please note the following instructions. If you discover a fire, immediately inform the nearest member of staff and/or operate the nearest fire alarm. On hearing a fire alarm leave the building by the nearest available exit. The County Hall Stewardesses will help direct you. Do not stop to collect personal belongings and do not use the lifts. Assemble either on the cobbled car parking area adjacent to the administrative buildings or in the car park behind Bellair, as shown on the site map above. Please remain at the assembly point until you receive further instructions. Do not re-enter the building without being told to do so.

First Aid

Contact Main Reception (extension 2504) for a trained first aider.



DEVON COUNTY COUNCIL

To: Members of Devon County Council

County Hall
Exeter
EX2 4QD

31 January 2020

Your attendance is requested at the Meeting of the Devon County Council to be held at County Hall, Exeter on Thursday, 20th February, 2020 at 2.15 pm.

A handwritten signature in black ink, appearing to read "Phil Dorrey".

Chief Executive

A G E N D A

8 Revenue Budget 2020/2021, Medium Term Financial Strategy & Capital Programme 2020/2021 to 2024/2025 (Pages 1 - 152)

The Report of the County Treasurer is attached and the Cabinet Minutes are available to view at

<https://democracy.devon.gov.uk/ieListDocuments.aspx?CId=133&MId=3435&Ver=4> .


Minutes of the Cabinet, Health & Wellbeing Board and Devon Pension Board do not form part of this agenda but can be accessed as follows

Cabinet-<http://democracy.devon.gov.uk/ieListMeetings.aspx?CId=133&Year=0>

Health & Wellbeing Board-

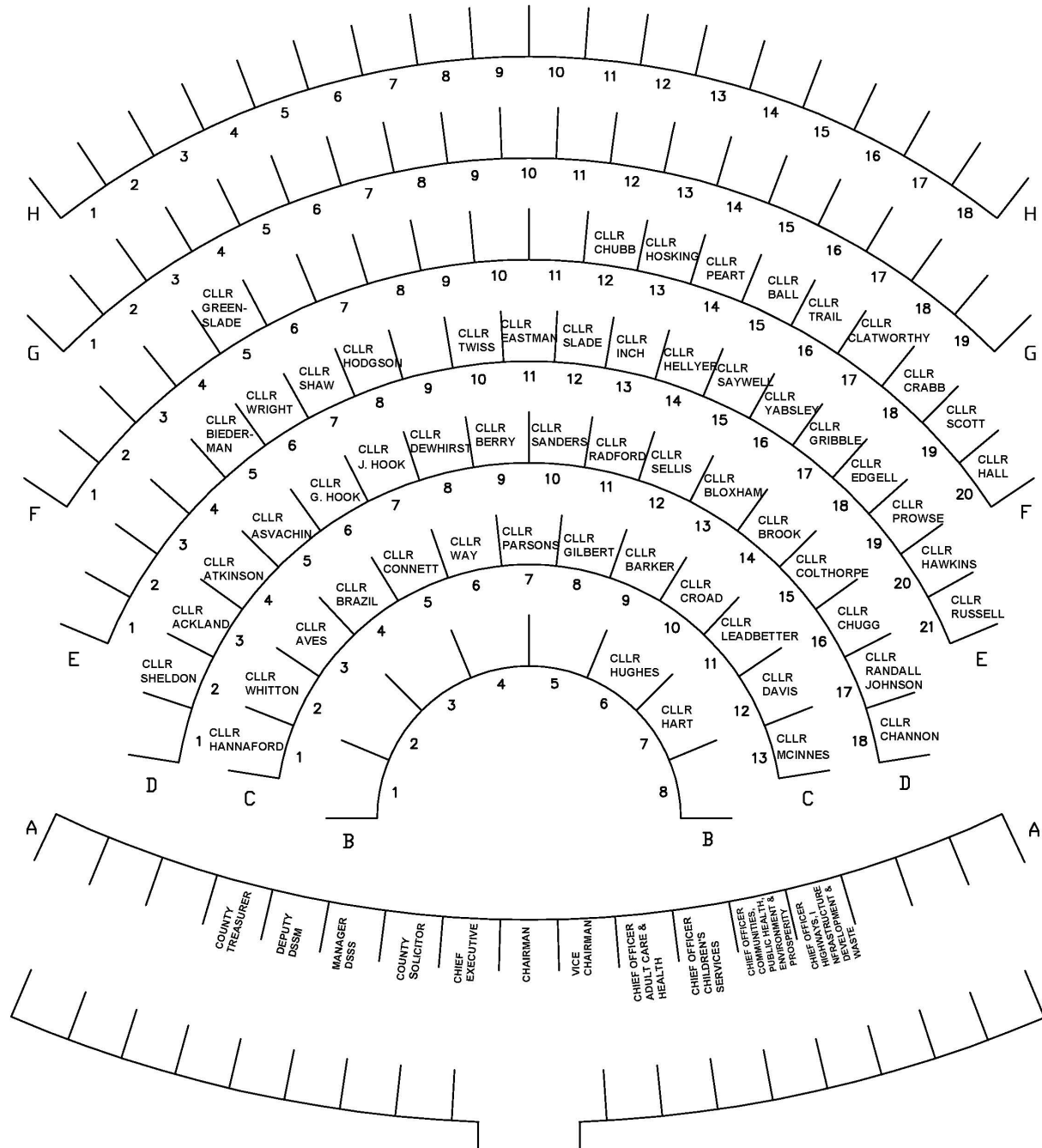
<http://democracy.devon.gov.uk/ieListMeetings.aspx?CId=166&Year=0>

Devon Pension Board-<http://democracy.devon.gov.uk/ieListMeetings.aspx?CId=185&Year=0>

<p>Access to Information</p> <p>Copies of any memoranda, reports or minutes, which are not circulated herewith or as separate documents, may be made available to Members upon request. A Minute that relates to a matter which has been delegated to any Committee the Minutes of which are contained herein is denoted by an asterisk in the margin. Minutes of the Council's Cabinet and of the Health & Wellbeing Board and the Devon Pension Board do not form part of this Agenda but links are provided for convenient reference.</p> <p>Agenda and decisions of the Council, the Cabinet and of any Committees contained herein, together with the Health & Wellbeing Board and the Devon Pension Board referred to above, are published on the County Council's Website and can be accessed via the Modern.Gov App, available from all the usual stores.</p>
<p>Interests</p> <p>Members are reminded that they must declare any interest they may have in any item to be considered at this meeting, prior to any discussion taking place on that item.</p>
<p>Questions from Councillors</p> <p>A Member of the Council may ask the Leader or the appropriate Cabinet Member a question about any subject for which the Leader or Cabinet Member has responsibility. Questions must be delivered to the Chief Executive by 12 noon 4 working days before the meeting takes place.</p>
<p>Public Participation</p> <p>Any member of the public resident in the administrative area of the county of Devon may submit a formal written question to the Leader upon a matter which, in every case, relates to the functions of the Council. Questions must be delivered to the Chief Executive by 12 noon 4 working days before the meeting takes place. The name of the person asking the question will be recorded in the minutes.</p> <p>Alternatively, any member of the public who lives in the area served by the County Council may make oral representations on any matter relating to the functions of the Council. Such representations will be limited to 3 minutes, within the overall time allowed of 30 minutes. If you wish to make such a representation, you should, via email or letter, submit a brief outline of the points or issues you wish to raise before 12 noon 4 working days before the meeting takes place. The name of the person making the representation will be recorded in the minutes.</p> <p>For further details please contact Karen Strahan on 01392 382264 or look at our website</p>
<p>Webcasting, Recording or Reporting of Meetings and Proceedings</p> <p>The proceedings of this meeting may be recorded for broadcasting live on the internet via the 'Democracy Centre' on the County Council's website. The whole of the meeting may be broadcast apart from any confidential items which may need to be considered in the absence of the press and public. For more information go to: http://www.devoncc.public-i.tv/core/</p> <p>In addition, anyone wishing to film part or all of the proceedings may do so unless the press and public are excluded for that part of the meeting or there is good reason not to do so, as directed by the Chair. Any filming must be done as unobtrusively as possible from a single fixed position without the use of any additional lighting; focusing only on those actively participating in the meeting and having regard also to the wishes of any member of the public present who may not wish to be filmed. As a matter of courtesy, anyone wishing to film proceedings is asked to advise the Chair or the Democratic Services Officer in attendance so that all those present may be made aware that is happening.</p> <p>Members of the public may also use Facebook and Twitter or other forms of social media to report on proceedings at this meeting. An open, publicly available Wi-Fi network (i.e. DCC) is normally available for meetings held in the Committee Suite at County Hall. For information on Wi-Fi availability at other locations, please contact the Officer identified above.</p>
<p>Emergencies</p> <p>In the event of the fire alarm sounding leave the building immediately by the nearest available exit, following the fire exit signs. If doors fail to unlock press the Green break glass next to the door. Do not stop to collect personal belongings, do not use the lifts, do not re-enter the building until told to do so.</p>
<p>Mobile Phones</p> <p>Please switch off all mobile phones before entering the Committee Room or Council Chamber</p>
<p>If you need a copy of this Agenda and/or a Report in another format (e.g. large print, audio tape, Braille or other languages), please contact the Information Centre on 01392 380101 <u>or</u> email to: centre@devon.gov.uk <u>or</u> write to the Democratic and Scrutiny Secretariat at County Hall, Exeter, EX2 4QD.</p>
<div>  <p>Induction loop system available</p> </div>

Council Chamber Seating

DECEMBER 2019





**Revenue Budget 2020/21
Medium Term Financial Strategy to 2023/24
and
Capital Strategy 2020/21 to 2024/25**



Agenda Item 8

Relevant Committee Reports

The following reports may be helpful in understanding the development of budget plans for **2020/21**

Date	Committee	Subject	Ref No.
11th December 2019	Cabinet	Revenue/Capital Budget 2020/21	CT/19/120
15th January 2020	Cabinet	Revenue/Capital Budget 2020/21	CT/20/01
20th January 2020	Children's Scrutiny	Draft Capital Programme 2020/21 - 2024/25 and Draft Revenue Budget 2020/21	CT/20/02
23rd January 2020	Health and Adult Care Scrutiny	Draft Revenue Budget 2020/21	CT/20/03
28th January 2020	Corporate, Infrastructure & Regulatory Services	Draft Capital Programme 2020/21 - 2024/25 and Draft Revenue Budget 2020/21	CT/20/04
14th February 2020	Cabinet	Impact Assessments	https://new.devon.gov.uk/impact/budget-2020-2021/
14th February 2020	Cabinet	Report of Consultations with representatives of the Devon Business Community; Older People and Voluntary Sector Representatives, and Trade Unions	CSO/20/04
14th February 2020	Cabinet	Overview/Scrutiny Committee recommendations	CSO/20/05
14th February 2020	Cabinet	Revenue Budget and Medium Term Financial Strategy 2020/21 - 2023/24 and Capital Programme 2020/21 - 2024/25	CT/20/05
20th February 2020	Council	Revenue Budget and Medium Term Financial Strategy 2020/21 - 2023/24 and Capital Programme 2020/21 - 2024/25	CT/20/06

Relevant Committee Reports.....	2
Revenue Budget Overview	5
The Local Government Finance Settlement 2020/21	5
Key Table 1 – Council Tax Requirement.....	8
Key Table 2 – Precept & Council Tax	9
Key Table 3 – Reserves and Balances.....	10
Key Table 4 – Medium Term Financial Strategy	11
Key Table 5 – Government Specific Grants	12
Key Table 6 – Grants Paid to External Organisations	14
Key Table 7- Staffing Data.....	15
Statement on the Robustness of the Budget Estimates, the Adequacy of the County Council’s Reserves and Affordability of the Capital Strategy	17
Capital Programme Overview 2020/21 - 2024/25	18
Service Budgets	35
Leadership Group Commentary	37
Adult Care and Health	38
How the 2020/21 Budget has been built up	38
Analysis of Total Expenditure 2020/21	39
Adult Care Operations and Health	40
Adult Commissioning and Health	44
Children's Services	46
How the 2020/21 Budget has been built up	46
Analysis of Total Expenditure 2020/21	47
Children's Social Care	48
Service Commentary	50
Education and Learning (General Fund).....	52
Education and Learning (School Funding)	54
Communities, Public Health, Environment and Prosperity	58
How the 2020/21 Budget has been built	58
Analysis of Total Expenditure for 2020/21	59
Communities and Other Services	60
Economy, Enterprise and Skills	62
Planning, Transportation and Environment.....	64
Public Health.....	66
Corporate Services	68
How the 2020/21 Budget has been built up	68
Analysis of Total Expenditure 2020/21	69
Chief Executive, Human Resources, Legal and Communications	70
Cross Council Savings Strategies	73
Digital Transformation & Business Support	74

Agenda Item 8

Organisational Development	76
Treasurer's Services	78
Highways, Infrastructure Development and Waste	80
How the 2020/21 Budget has been built up	80
Analysis of Total Expenditure for 2020/21	81
Highways and Traffic Management.....	82
Infrastructure Development and Waste Management	84
Fees and Charges	86
Medium Term Financial Strategy 2020/21 – 2023/24.....	87
Introduction.....	87
Funding.....	87
Spending and Balancing the Budget.....	90
Ring Fenced Accounts	96
Financial Resilience.....	97
Reserves & Balances	98
Capital Strategy & Borrowing	99
Risk Management	100
Conclusion.....	100
County Fund Balance and Earmarked Reserves 2020/21	101
Introduction.....	101
County Fund Balance	102
Dedicated Schools Grant (DSG) - High Needs Block	103
Earmarked Reserves	103
Conclusion.....	106
Treasury Management Strategy 2020/21 – 2022/23 and Prudential Indicators 2020/21 - 2024/25.....	109
Introduction.....	109
Treasury Management and Investment Strategy Overview	109
Minimum Revenue Provision	111
Prudential Indicators.....	112
Borrowing Strategy 2020/21 – 2022/23	118
Investment Strategy 2020/21 – 2022/23	119
Capital Strategy 2020/21 - 2024/2025.....	127
Risk Analysis of Volatile Budgets	137
Background	137
Risk Assessment	138
Abbreviations	150

Revenue Budget Overview

2019/20 is the final year of the Government's four-year Local Government financial settlement and it was hoped that 2020/21 would be the start of a new multi-year settlement that would incorporate the outcome of a new Comprehensive Spending Review the Government's Fairer Funding review and the proposed changes to Business Rates. This unfortunately has not happened. Brexit and the national political issues resulted in all of this being delayed. This is discussed in more detail in the Medium Term Financial Strategy.

In September the Chancellor announced a one year Spending Round for 2020/21, this indicated that Core Funding for Local Government would increase by inflation with many of the other Government grants rolling forward on a flat cash basis. Due to the General Election in December the Provisional Local Government Settlement was delayed until late December but it was in line with expectations; more detail of the Settlement is set out below.

The Local Government Finance Settlement 2020/21

The state opening of Parliament took place on Thursday 19th December and on the 20th December, the Secretary of State for the Ministry for Housing, Communities and Local Government, Rt. Hon. Robert Jenrick MP, made a written statement to Parliament on the Provisional Local Government Finance Settlement 2020/21.

The 2020/21 local government finance settlement is for one year only. It is, as expected, based on the Spending Round 2019 funding levels announced in September and the subsequent Consultation.

The main points are set out below:

- **Council Tax** – As previously announced at Spending Round 2019, the council tax referendum limit will be 2% for local authorities with social care authorities allowed a 2% social care precept. The provisional settlement confirmed districts will be allowed to apply the higher of the referendum limit or £5;
- **Business Rates Retention** – The three elements of the Business Rates Retention system (Baseline Need, NNDR Baseline and Tariff/Top Up amounts) have all increased by 1.63%, in line with the September 2019 CPI inflation figure;
- **Revenue Support Grant** - As outlined in the technical consultation, RSG (for those authorities that still receive RSG in 2019/20) has increased in line with the Business Rates Retention system (+1.63%);
- **Social Care Support Grant and Improved Better Care Fund** – Originally announced at Spending Round 2019, with further details provided in the technical consultation, the provisional settlement confirms the previously proposed national amounts and allocation methodologies;
- **Rural Services Delivery Grant** – The 2020/21 national allocation of £81m and the methodology for distribution remain unchanged from 2019/20; and
- **Business Rates Pilots** – As expected, no new business rates pilots were announced for 2020/21, with all areas apart from the original 2017/18 pilot areas reverting to the 50% scheme. The 2017/18 pilot areas are to remain at 100%, or 37% for the Greater London Authority.

Agenda Item 8

The Provisional Settlement for the County Council is:

	£000
Revenue Support Grant	546
Business Rates Central Government Top Up	80,654
Business Rates assumed Local Element	21,997
New Homes Bonus	3,526
Rural Services Delivery Grant	7,455
Social Care Support Grant	20,160
Improved Better Care Fund	28,271

Revenue Expenditure

Detailed budgets have now been produced within the Targets set by Cabinet in January 2020; these are shown on pages 35 to 85.

At its meeting of 15th January 2020, Cabinet set updated Revenue Budget targets for 2020/21. In December Cabinet set initial Target Budgets but due to the national political uncertainty at that time these were set at a cautious level.

The detailed budgets on pages 35 to 85 comply with the targets set by Cabinet on 15th January which total £541.2 millions. The total includes funding for budget pressures of £50.6 millions that mainly relates to additional expenditure to allow for service growth to cater for demographic changes such as increased children and adult service users and unavoidable cost pressures. Savings and income initiatives of £7.5 millions are required to set a balanced budget.

The targets set for each service area have been subject to different pressures and influences. The table below shows the 2020/21 Budget Targets by Chief Officer.

	2019/20 Adjusted Budget *	Inflation & Pressures	Savings & additional Income	2020/21 Budget	Net change	
	£000	£000	£000	£000	£000	%
1 Adult Care & Health	236,544	28,772	(5,058)	260,258	23,714	10.0%
2 Childrens Services	135,307	12,709	(1,171)	146,845	11,538	8.5%
3 Community Health, Environment & Prosperity	38,788	1,075	(150)	39,713	925	2.4%
4 Corporate Services	34,681	2,649	(170)	37,160	2,479	7.1%
5 Cross Council Savings Strategies	(1,941)	1,691	0	(250)	1,691	-87.1%
6 Highways, Infrastructure Development & Waste	54,718	3,740	(950)	57,508	2,790	5.1%
	498,097	50,636	(7,499)	541,234	43,137	8.7%

* Adjusted for permanent virements

The risks associated with the delivery of the 2020/21 budget and the mitigating action needed to try to contain that risk is detailed on pages 137 to 149.

Revenue Expenditure - Other items

Key Table 1 on page 8 shows the estimated level of spending on services and other items such as Capital Financing and Interest on Balances. These items are held centrally and not distributed to service budgets. Capital Financing Charges are dependent on the Council's Capital Programme explained on pages 18 to 33. Factors that influence the income gained from our balances are set out on pages 109 to 125 that explains the Council's Treasury Management Strategy.

Revenue Income - Council Tax

The Council is required to set a Council Tax for each property band. This will need to be notified to each District Council for them to include in the billing process. Cabinet is required to recommend a tax level to County Council.

District Councils have now reported their final tax base and surpluses on collection. The level of tax collection surplus attributable to the County Council is an estimated £4.1 millions. Surpluses serve to reduce the Council tax implications of any given spending level, but only on a one-off basis. They cannot be relied on for future years or to fund on-going expenditure.

Key Table 2 sets out the Council Tax Requirement, Tax Base, Council Tax by band and individual District Precepts.

Reserves and Balances

Members need to endorse the level at which general balances and earmarked reserves should be maintained. Pages 101 to 107 explain the Council's strategy for its reserves and balances. It is recommended that general balances are maintained at or above £14 millions. A detailed risk assessment has been completed which demonstrates that residual risk after mitigation, falls below this level.

Key Table 3 summarises the Authority's Reserves and Balances.

Medium Term Financial Strategy

The Authority's approach to the Medium Term Financial Strategy (MTFS) is detailed on pages 87 to 100. The level of uncertainty over future funding means that significant assumptions have had to be made; when future funding levels are known the MTFS will almost certainly need updating. Key table 4 is the financial representation of the current MTFS.

Revenue Income - Specific Grants

The Council not only receives Core Funding but also specific grants that relate to particular activities and these are detailed in Key Table 5 in page 12 and 13. The most significant specific grant is the Dedicated Schools Grant which must be spent on schools and related expenditure. For 2020/21 the Dedicated Schools Grant has increased to £539.4 millions from £510.2 millions in 2019/20. In spite of this increase Devon's schools remain some of the most poorly funded by Government.

Conclusion

In 2020/21 the authority's Core Funding will increase by 1.63%, this is a welcome change from the 11% average annual reduction since austerity began in 2010. This does not however mean that it has been easy for the authority to set a balanced budget. There are significant ongoing pressures in both adult and children's services with the greatest area of concern being the funding shortfall on the Dedicated School's Grant High Needs Block and the lack of information from Government on what they intend to do about it.

Agenda Item 8

Key Table 1 – Council Tax Requirement

2019/20 Adjusted Budget £000	Changes £000	2020/21 Budget £000
236,544 Adult Care & Health	23,714	260,258
135,307 Children's Services	11,538	146,845
38,788 Communities, Public Health, Environment & Prosperity	925	39,713
32,740 Corporate Services	4,170	36,910
54,718 Highways, Infrastructure Development & Waste	2,790	57,508
590 Central Contingency - Apprenticeship Levy	10	600
0 Pension contribution discount	(483)	(483)
2,261 Pension contribution shortfall	(1,203)	1,058
700 Insurance Provision	0	700
501,648 TOTAL SERVICE BUDGETS	41,461	543,109
38,377 Capital Financing Charges	22	38,399
6,232 Exeter Schools PFI Financing Charges	(554)	5,678
5,456 Exeter Energy from Waste PFI Financing Charges	0	5,456
2,667 Plymouth Energy from Waste PFI Financing Charges	0	2,667
(1,600) Interest on Balances	50	(1,550)
350 Council Tax Support Partnership	0	350
1,500 Bellwin Scheme Related Emergencies	0	1,500
87 Brexit Preparations	(87)	0
0 Highways, Draining and Patching	1,000	1,000
4,333 Spending from Reserves	3,572	7,905
606 Environment Agency - Flood Defence	12	618
341 Inshore Fisheries Conservation Authority (IFCA)	7	348
(4,333) Use of Reserves	(3,572)	(7,905)
3,000 Transfer to/(from) Budget Management Reserve	1,500	4,500
3,500 Transfer to/(from) SEND High Needs Reserve	(3,500)	0
5,000 Contribution to Service Transformation Reserve	(5,000)	0
(6,821) Business Rates - Government Grants	(1,092)	(7,913)
(2,623) Independent Living Fund (ILF)	79	(2,544)
(1,476) Education statutory retained duties - schools contribution	0	(1,476)
(581) Local Service Support Grant	0	(581)
(3,659) New Homes Bonus	133	(3,526)
(7,455) Rural Services Delivery Grant	0	(7,455)
(95) Lead Local Authority Flood Relief Grant	0	(95)
(87) Brexit Preparations Grant	87	0
(3,576) Winter Pressures Grant	3,576	0
(6,108) Social Care Support Grant	(14,052)	(20,160)
(24,695) Improved Better Care Fund	(3,576)	(28,271)
509,988 NET BUDGET (BUDGET REQUIREMENT)	20,066	530,054
(537) Revenue Support Grant	(9)	(546)
(79,360) BRRS Central Government Top Up	(1,294)	(80,654)
(21,405) BRRS Local Element	(578)	(21,983)
(2,364) Collection Fund (Surplus)/Deficit - BRRS	2,655	291
(4,659) Collection Fund Surplus - Council Tax	592	(4,067)
(401,663) COUNCIL TAX REQUIREMENT	(21,432)	(423,095)

The 2020/21 Band D Council Tax is increased by 3.99% to £1,439.46

Key Table 2 – Precept & Council Tax

TOTAL SPENDING TO BE MET FROM COUNCIL TAX

	£'s
County Council Budget funded by District Councils' collection fund:	427,162,722.40
Net Surplus on Council Tax collection in previous years	(4,067,325.88)
Total to be met from Council Tax precepts in 2020/21	423,095,396.52

EQUIVALENT NUMBERS OF BAND "D" PROPERTIES

District Council	Tax Base (Relevant Amount)	Tax Base Used for Collection	Collection Rate %
East Devon	60,747.00	60,141.00	99.00
Exeter	38,503.00	37,348.00	97.00
Mid Devon	29,633.21	29,040.56	98.00
North Devon	35,455.85	34,569.45	97.50
South Hams	39,239.02	38,508.49	98.00
Teignbridge	50,216.20	49,714.00	99.00
Torridge	24,579.01	24,333.26	99.00
West Devon	20,898.13	20,271.71	97.00
Total	299,271.42	293,926.47	98.21

COUNTY COUNCIL TAX DUE FOR EACH PROPERTY VALUATION BAND

Valuation Band	Government Multiplier Ratio	% of Band D	Adult Social Care Precept £'s	General Expenditure (Other) £'s	Council Tax Devon CC £'s
A	6/9	66.7	83.82	875.82	959.64
B	7/9	77.8	97.79	1,021.79	1,119.58
C	8/9	88.9	111.76	1,167.76	1,279.52
D	1	100.0	125.73	1,313.73	1,439.46
E	11/9	122.2	153.67	1,605.67	1,759.34
F	13/9	144.4	181.61	1,897.61	2,079.22
G	15/9	166.7	209.55	2,189.55	2,399.10
H	18/9	200.0	251.46	2,627.46	2,878.92

The County Council Tax for Band D represents an increase of 3.99% on the 2019/20 figure.

NET AMOUNT DUE FROM EACH DISTRICT COUNCIL IN 2020/21

District Council	Surplus (deficit) for 2019/20 £'s	Precepts Due 2020/21 £'s	Total due in 2020/21 £'s
East Devon	804,373.14	86,570,563.86	87,374,937.00
Exeter	979,020.64	53,760,952.08	54,739,972.72
Mid Devon	588,940.87	41,802,724.50	42,391,665.37
North Devon	428,204.23	49,761,340.50	50,189,544.73
South Hams	360,000.00	55,431,431.02	55,791,431.02
Teignbridge	359,941.00	71,561,314.44	71,921,255.44
Torridge	242,846.00	35,026,754.44	35,269,600.44
West Devon	304,000.00	29,180,315.68	29,484,315.68
	4,067,325.88	423,095,396.52	427,162,722.40

Agenda Item 8

Key Table 3 – Reserves and Balances

COUNTY FUND BALANCES	£'000
Estimated balance as at 31st March 2020	14,757
Add contribution in 2020/21	0
Estimated balance as at 31st March 2021	14,757

Note: The estimate of both working balances and earmarked funds as at March 2020 reflect the best known information to date: the final totals will change as a result of decisions taken at outturn.

EARMARKED REVENUE RESERVES

	Estimated Balance at 31 March 2020 £'000	Estimated Spending £'000	Estimated Income £'000	Estimated Balance at 31 March 2021 £'000
Affordable Housing	182	61		121
On Street Parking	1,681	1,525		156
Public Health	500	500		0
Budget Management	56,867	55	4,500	61,312
Business Rates Pilot	10,922	2,207		8,715
Business Rate Risk Management	12,747	0		12,747
Climate Change Emergency	189	161		28
Emergency	18,089	0		18,089
Service Transformation	9,185	3,396		5,789
Total Earmarked Revenue Reserves	110,362	7,905	4,500	106,957

DEDICATED SCHOOLS GRANT

	Estimated Balance at 31 March 2020 £'000	Estimated Spending £'000	Estimated Income £'000	Estimated Balance at 31 March 2021 £'000
School Balances	16,203			16,203
SEND / High Needs	(21,500)	23,800		(45,300)
	(5,297)	23,800	0	(29,097)

Key Table 4 – Medium Term Financial Strategy

	2020/21 £000	2021/22 £000	2022/23 £000	2023/24 £000
Adult Care & Health	260,258	273,964	290,105	306,844
Children's Services	146,845	154,892	161,809	168,785
Communities, Public Health, Environment & Prosperity	39,713	40,997	42,360	43,662
Corporate Services	36,910	38,376	39,599	40,850
Highways, Infrastructure Development & Waste	57,508	60,222	63,261	65,908
Savings to Services	0	0	(16,424)	(29,567)
County Council Election	0	1,500	0	0
Central Contingency - Apprenticeship Levy	600	610	620	630
Pension contribution discount	(483)	(501)	(519)	0
Pension contribution shortfall	1,058	1,204	1,447	1,690
Insurance Provision	700	700	750	800
Total Service Budget	543,109	571,964	583,008	599,602
Other Budgets:				
Capital Financing Charges	38,399	37,963	38,184	38,248
Exeter Schools PFI Financing Charges	5,678	5,678	5,678	5,678
Exeter Energy from Waste PFI Financing Charges	5,456	5,456	5,456	5,456
Plymouth Energy from Waste PFI Financing Charges	2,667	2,667	2,667	2,667
Interest on Balances	(1,550)	(1,550)	(1,550)	(1,550)
Council Tax Support Partnership	350	350	350	350
Bellwin Scheme Related Emergencies	1,500	1,500	1,500	1,500
Highways, Draining and Patching	1,000			
Spending from Reserves	7,905	5,647	3,060	3,000
Payments to Outside Bodies				
Environment Agency - Flood Defence	618	630	643	656
Inshore Fisheries Conservation Authority (IFCA)	348	359	370	381
Reserves and Balances				
Use of Reserves	(7,905)	(5,647)	(3,060)	(3,000)
Contribution to/(from) Budget Management Reserve	4,500	0	0	0
Contribution to Service Transformation Reserve	0	5,000	5,000	5,000
Other Grant Income				
Business Rates - Government Grants	(7,913)	(8,071)	(8,230)	(8,404)
Independent Living Fund (ILF)	(2,544)	(2,465)	(2,386)	(2,307)
Education statutory retained duties - schools contribution	(1,476)	(1,476)	(1,476)	(1,476)
Local Service Support Grant	(581)	(581)	(581)	(581)
New Homes bonus	(3,526)	(1,689)	(980)	0
Rural Services Delivery Grant	(7,455)	(7,455)	(7,455)	(7,455)
Lead Local Authority Flood Relief Grant	(95)	(95)	(95)	(95)
Social Care Support Grant	(20,160)	(20,160)	(20,160)	(20,160)
Improved Better Care Fund	(28,271)	(28,271)	(28,271)	(28,271)
NET BUDGET (BUDGET REQUIREMENT)	530,054	559,754	571,672	589,239
Financed By:				
Revenue Support Grant	(546)	(557)	(568)	(580)
BRRS Central Government Tariff/(Top Up)	(80,654)	(82,518)	(84,139)	(85,760)
BRRS Local Element	(21,983)	(22,423)	(22,871)	(23,329)
Collection Fund (Surplus)/Deficit - BRRS	291	1,000	1,000	1,000
Collection Fund Surplus - Council Tax	(4,067)	(3,000)	(3,000)	(3,000)
COUNCIL TAX REQUIREMENT	(423,095)	(435,832)	(448,951)	(462,465)
Budget savings required/(Surplus)	0	16,424	13,143	15,105
Savings included in service budgets above	(7,499)	(1,364)	0	0
Further savings required	0	(16,424)	(13,143)	(15,105)
Total Savings to be delivered	(7,499)	(17,788)	(13,143)	(15,105)

Agenda Item 8

Key Table 5 – Government Specific Grants

Service and Grant Title	Funded by	2020/21 £'000	2021/22 £'000	2022/23 £'000	2023/24 £'000
Adult Care Operations and Health					
Local Reform Community Voices Grant	Department of Health	140	140	140	140
Social Care in Prisons Grant	Department of Health	320	320	320	320
War Pensions Scheme Grant	Department of Health	445	445	445	445
Contributions	Health and other local authorities	20,267	20,267	20,267	20,267
		21,172	21,172	21,172	21,172
Adult Commissioning and Health					
Local Reform Community Voices Grant	Department of Health	364	364	364	364
Contributions	Health and other local authorities	2,012	2,012	2,012	2,012
		2,376	2,376	2,376	2,376
Children's Social Care					
Assessed and Supported Year in Employment	Department for Education	26	26	26	26
Youth Detention Grant	Ministry of Justice	26	26	26	26
Staying Put Grant	Department for Education	171	170	170	170
Secure Stairs Grant	NHS England	405	405	405	405
Youth Justice Grant	Youth Justice Board	66	66	66	66
Unaccompanied Asylum Seekers Grant	Home Office	1,609	1,609	1,609	1,609
Troubled Families Programme	Department for Communities & Local Government	2,664	0	0	0
Contributions	Health and other local authorities	3,515	3,515	3,515	3,515
		8,482	5,817	5,817	5,817
Education and Learning					
Dedicated Schools Grant*	Education Funding Agency	539,350	539,350	539,350	539,350
Post 16 Funding	Education Funding Agency	1,164	1,164	1,164	1,164
Pupil Premium	Education Funding Agency	24,095	24,095	24,095	24,095
Universal Infant Free School Meals	Education Funding Agency	8,429	8,429	8,429	8,429
PE & Sport Grant	Department for Education	5,622	5,622	5,622	5,622
Teacher's Pay Grant	Education Funding Agency	5,932	0	0	0
Teachers Pension Grant	Education Funding Agency	16,871	16,871	16,871	0
Contributions	Health and other local authorities	842	842	842	842
Music Grant	Arts Council	928	928	928	928
		603,233	597,301	597,301	580,430
Economy and Enterprise					
LAG - MIL (Making it Local 2)	RPA	40	0	0	0
LAG - REAL Devon	RPA	36	0	0	0
Growth Support Programme	ERDF	6	0	0	0
Innovation in Healthy Ageing	ERDF	10	0	0	0
Enhance Social Enterprise	ERDF	53	0	0	0
Local Digital Skills Partnership Catalyst	Department for Digital, Culture, Media and Sport	54	0	0	0
Developing Entrepreneurship in Schools	Interreg	56	43	23	6
Northern Devon Enterprise Centre	ERDF	99	103	0	0
Digital Utilisation Growth	ERDF	168	167	0	0
Engaging Rural Micros 2	Department for Business, Energy & Industrial Strategy	183	0	0	0
Digital Skills Innovation Fund	Department for Digital, Culture, Media and Sport	17	0	0	0
Enterprise Advisor Network	Other	130	0	0	0
Enterprise Advisor Network	Other Local Authorities	77	0	0	0
Learn Devon - Community Learning	Skills Funding Agency	2,153	2,153	2,153	2,153
Learn Devon - Adult Skills Budget (inc Apprenticeships / Additional Learning Support)	Skills Funding Agency	1,071	1,071	1,071	1,071
Learn Devon - 14-19 EFA Funding	Education Funding Agency	143	100	100	100
Employment Hub	DWP	50	42	0	0
Trading Standards	Government Grants	78	78	78	78
		4,424	3,757	3,425	3,408

*The Dedicated Schools Grant is estimated On October 2019 pupil numbers. The final grant allocation is expected to be notified by the end of March 2020

Agenda Item 8

Service and Grant Title	Funded by	2020/21 £'000	2021/22 £'000	2022/23 £'000	2023/24 £'000
Planning, Transportation and Environment					
Areas of Outstanding Natural Beauty	DEFRA	317	323	329	334
Areas of Outstanding Natural Beauty	Other Local Authorities	73	73	73	73
Environment and Sustainable Travel	Other Local Authorities	81	0	40	0
Environment and Sustainable Travel	Other	120	42	1	0
Maritime and Fisheries projects	Other Local Authorities	12	12	12	12
Maritime and Fisheries projects	Other	19	19	19	19
Taw Valley Countryside Stewardship Facilitation Fund	European Agricultural Fund	64	30	0	0
Woods for Water WEG	Environment Agency	90	0	0	0
North Devon Coastal Heritage	Heritage Lottery Fund	9	0	0	0
North Devon Coastal Heritage	Other Local Authorities	3	0	0	0
North Devon Coastal Heritage	Other	1	0	0	0
South West Coast Path & Country Parks	Natural England	92	92	92	92
Bikeability	Department of Transport	280	0	0	0
Sustainable Mobility Plans (INNOVASUMP)	Interreg	10	3	0	0
Devon & Exeter Low Carbon Energy & Transport Technology Innovator (DELETTI)	ERDF	19	19	22	0
Bio-Cultural Heritage Tourism	Interreg	252	142	0	0
TIDES	Interreg	59	75	64	10
Co-Adapt Connecting The Culm	Interreg	224	88	29	0
Connecting The Culm WEG	Environment Agency	5	0	0	0
Pioneering Approaches to Fisheries Management	European Maritime and Fisheries Fund	29	0	0	0
ELMs Trial Project	NAAONB	40	0	0	0
Nature's Tonic	Big Lottery Fund	10	0	0	0
Bus Service Operators Grant	Department of Transport	1,146	1,146	1,146	1,146
Transport contributions	Other Local Authorities	230	130	57	57
Transport contributions	Other	994	994	994	994
		4,179	3,188	2,878	2,737
Communities and Other Services					
Active Devon	Sport England	908	898	835	835
Active Devon	Other	240	0	0	0
Active Devon	Other Local Authorities	323	0	0	0
Syrian Refugees	Home Office	475	250	106	31
Services For Victims of Domestic Violence	Other Local Authorities	37	36	36	36
Crowdfunding Site	Police & Crime Commissioner	10	1	0	0
Cranbrook Library	Other	15	15	15	0
Atlantic Youth Creative Hubs	ERDF	65	40	0	0
Atlantic Youth Creative Hubs	Other	21	13	0	0
Youth Services	Other	34	34	34	10
Emergency Planning	Other Local Authorities	43	43	0	0
		2,171	1,330	1,026	912
Public Health					
Public Health	Department of Health	27,509	27,509	27,509	27,509
Nicotine Replacement Therapy Contribution	NEW Devon CCG	650	650	650	650
Diabetes Lifestyle Intervention Programme	Big Lottery	206	243	95	0
Public Mental Health	NEW Devon CCG	20	0	0	0
		28,385	28,402	28,254	28,159
Digital Transformation and Business Support					
Private Finance Initiative	Department for Communities and Local Government	6,937	6,937	6,937	6,937
Private Finance Initiative	Exeter Diocesan Board	1,936	1,953	1,970	1,987
		8,873	8,890	8,907	8,924
Capital Development and Waste Management					
Ecowaste4food	ERDF	9	0	0	0
Highways and Traffic Management					
ExeRail	Other Local Authorities	30	30	30	30
South West Coast Path & Country Parks	Other Local Authorities	45	45	45	45
South West Coast Path & Country Parks	RPA	22	22	22	22
South West Coast Path & Country Parks	Historic England	0	0	0	0
South West Coast Path & Country Parks	Natural England	112	112	112	112
		209	209	209	209
Total		683,513	672,442	671,365	654,144

Where grants are expected to be ongoing, but figures are currently unavailable, it is assumed that the same level of grant will be received as in previous years. In these instances, grant funded expenditure plans will be modified to reflect the level of grant funding when confirmed.

Agenda Item 8

Key Table 6 – Grants Paid to External Organisations

2019/20 £000	Service and Grant Title	2020/21 £000
Adult Care Operations & Health		
6	Ottery Help Scheme	6
7	Assist Teignbridge	7
15	Tavistock Area Support Services	15
12	Blackdown Support Group	12
23	Age Concern Barnstaple	25
31	The Olive Tree Association	32
94		97
Adult Commissioning and Health		
27	Recovery Devon	27
38	Bridge Collective open access MH support	38
15	Connections open access MH support	15
25	Exeter CVS First step project open access MH support	25
105		105
Children's Social Care		
190	University Bursary Grants	137
	Facilitating Access to Mainstream Activities for Disabled	
120	Children's Services	120
310		257
Planning, Transportation and Environment		
48	AONB (East, South and Tamar)	49
43	Dorset & East Devon World Heritage site (Jurassic Coast)	40
	Cornwall & West Devon Mining Landscape World Heritage	
25	site	25
22	South West Energy & Environment group	23
4	Wembury Centre	4
2	Tamar Estuaries consultative forum	2
20	Devon Wildlife Trust Nature Improvement Area Project	20
81	Safety Camera Partnership (under review)	0
40	Devon & Cornwall Rail Partnership	40
235	Community bodies - Transport Ring & Ride	248
520		451
Communities and Other Services		
400	Citizens Advice Bureau	400
25	Devon Rape Crisis (incorporated in to contract*)	0
6	Teignbridge D.C - 'Places of Safety' (under review)	0
62	Devon Communities Together	62
493		462
Highways and Traffic Management		
8	Meldon Viaduct	9
8		9
1,530 TOTAL		1,381

* This is no longer paid as a grant but instead incorporated into the main contract

Key Table 7- Staffing Data

	2019/20	Changes	2020/21		Total
	Adjusted Total FTEs		Revenue Funded FTEs	Externally Funded FTEs	
Adult Care Operations and Health	1,029	23	925	127	1,052
Adult Commissioning and Health	164	16	172	8	180
Adult Care and Health	1,193	39	1,097	135	1,232
Children's Social Care	1,064	35	830	269	1,099
Education and Learning - General Fund	114	5	119	0	119
Education and Learning - School Funding	43	1	0	44	44
Children's Services	1,221	41	949	313	1,262
Communities and Other Services	40	6	21	25	46
Economy, Enterprise and Skills	174	16	58	132	190
Planning, Transportation and Environment	176	3	155	24	179
Public Health	36	(1)	0	35	35
Community, Health, Environment, Prosperity	426	24	234	216	450
Chief Exec, HR, Legal and Communications	287	2	289	0	289
Digital Transformation and Business Support	523	14	537	0	537
Organisational Development	20	0	20	0	20
Treasurer's Services	286	10	178	118	296
Corporate Services	1,116	26	1,024	118	1,142
Highways and Traffic Management	267	16	283	0	283
Infrastructure Development and Waste	103	(2)	101	0	101
Highways, Infrastructure and Waste	370	14	384	0	384
Total	4,326	144	3,688	782	4,470

Adult Commissioning and Health includes 75 social work staff assigned to Devon Partnership Trust

Explanation of Movements

Adult Care Operations and Health

TUPE of Devon direct delivery	11
Mental Capacity Act Practice Lead	1
Posts externally funded from IBCF / BCF	6
TUPE of personal care brokers	5
	23

Adult Commissioning and Health

Mental Health efficiency	(1)
Investment in contract and market management	16
Investment in transformation capacity	1
	16

Children's Social Work and Child Protection

Externally funded by Grant or Partnership	22
Increased capacity - SEND and service transformation	11
Increased capacity - support for Special Guardianship arrangements	7
Review of non-statutory services	(5)
	35

Agenda Item 8

Education and Learning

General Fund

Review of Support for Inclusion and Infrastructure	2
Increased capacity - SEND and service transformation	6
Recommissioning escorts under external contracts for pupils with additional needs	(3)

Dedicated Schools Grant

Review of Support for Admissions and Phase Associations	1
	6

Communities and Other Services

Externally funded - Active Devon project staff	4
Smarter Devon - Temporary posts	2
	6

Economy, Enterprise and Skills

Economic Development Officers	2
Externally funded - New post for various projects	4
Externally funded - New posts for Learn Devon projects	10
	16

Planning Transportation and Environment

Externally funded - New posts for projects	3
Externally funded - Passenger transport NHS agreement	2
Climate Change officer	1
Restructuring and change of funding	(3)
	3

Public Health

Externally Funded grant - Healthy New Towns	(1)
	(1)

Chief Executive, HR, Legal and Communications

Senior Adult Social Care Lawyer	1
Recruitment and Care Leavers support	1
	2

Digital Transformation and Business Support

Transfer of PFI support to Ted Wragg Trust	(1)
Expansion of IT Digital Transformation service	15
	14

Treasurer's Services

Externally funded - Court of Protection posts	2
Externally funded - Accountancy Services - support for external projects	1
Externally funded - Pensions team	1
Externally funded - Devon Audit Partnership	2
Court of Protection posts	2
TUPE of Devon direct delivery	2
	10

Highways and Traffic Management

Apprentices	1
Transfer of posts from Infrastructure Development	2
Removal of temporary Externally Funded post	(1)
Public Rights of Way Assistant new post	1
Business Systems Coordinator new post	1
Highways Permit Scheme new posts	12
	16

Infrastructure Development and Waste Management

Transfer of posts to Highways	(2)
	(2)

Total	144
--------------	------------

Statement on the Robustness of the Budget Estimates, the Adequacy of the County Council's Reserves and Affordability of the Capital Strategy

Section 25 of the Local Government Act 2003 includes a specific duty on the Chief Finance Officer to make a report to the Council when it is considering its budget and Council Tax. The report must deal with the robustness of the estimates and the adequacy of the reserves included within the budget. (For the purpose of the Act reserves includes general balances). The Act requires the Council to have regard to the report in making its decisions.

There is a requirement to prepare a Capital Strategy in line with the CIPFA Prudential Code for Capital Finance in Local Authorities 2017. The Prudential Code requires that the Chief Finance Officer report explicitly on the affordability and risk associated with the capital strategy

The preparation of the budget for 2020/21 has been set by the detailed assessment of the risks associated with each budget and the goals and objectives of the County Council. A number of budgets can be classified as high risk because they are subject to external demands which are difficult to manage. Other budgets are affected by above average inflation, strong market forces or other factors not easy to predict. Details of these budgets, the level of risk they present and the action taken to mitigate the risk can be found on pages 137 to 149.

It has been necessary to make budget reductions to meet the targets set by the Cabinet. Details of the reductions have been provided to Scrutiny Committees and are contained in the detailed budgets.

The availability of general balances to meet any unforeseen liabilities and provide flexibility during a period of change is a key element of prudent financial management. General balances for 2020/21 have been set at £14.8 millions. This level is based on an assessment of the financial risks facing the authority. Full details of this assessment are provided on page 102

The County Council also holds earmarked reserves for specific purposes. The level of earmarked reserves as at 31st March 2021 is estimated at £107 millions. In addition the authority will hold a negative reserve in relation to the funding shortfall within the Dedicated Schools Grant SEND. The total for revenue reserves and balances for 2020/21, including the SEND negative reserve is forecast as £76.4 millions and £121.7 millions excluding it. This is judged to be appropriate in the context of the Medium Term Financial Strategy.

Budget monitoring experience in 2019/20 provides an indication of the pressures facing the authority in 2020/21. In 2019/20 a number of demand led budgets have been under pressure, and this has required compensating actions to be taken elsewhere in order to ensure that overall the County Council's spending is forecast to remain close to the budget total. Further action has been taken to either ensure that there is sufficient provision within the 2020/21 budget to meet service demands or review service delivery so as to remain within the budget available.

It is my view that the budget proposed by the Cabinet represents a sound and achievable financial plan for 2020/21. The total level of reserves and balances has been based on a comprehensive risk assessment and is judged adequate to meet all reasonable forecasts of future liabilities.

It is also my view that the Capital Strategy and associated capital programme is affordable and the risks associated have been assessed appropriately.

Mary Davis

Agenda Item 8

Capital Programme Overview 2020/21 - 2024/25

The Authority's five year capital programme is the realisation of the Capital Strategy, which is shown alongside the Authority's Treasury Management and Investment Strategy.

The Capital Programme aims to maximise the Authority's infrastructure and assets necessary to support service delivery whilst minimising the impact upon the revenue budget.

Shaping the Capital Programme

The aim of the Authority's five year capital programme is to strike a balance between investment in the infrastructure needed to support service delivery, and affordability. The size of the capital programme is dependent on the continued delivery of capital receipts, the availability of internal cash resources and external (mainly grant) funding.

Using capital receipts as a funding source will ensure the Authority is able to contain its level of debt and therefore its overall level of borrowing. The policy of not undertaking any new borrowing is set out within the Authority's Capital and Treasury Management strategies with the Authority not having undertaken any new external borrowing since January 2008.

Demand for Capital Investment

The Capital Programme, in line with the Capital Strategy, aims to strike a balance between an affordable Capital programme and one that meets the needs and aspirations of the Authority's services. For 2020/21, in order to accommodate Service requirements, the capital programme shows an increase of £34.4 millions (£26.4 millions net increase after reductions). £30.0 millions (£22.1 millions net) of this sum relates to new schemes which were accepted on the basis of their fit with strategic priorities. The remaining £4.4 millions relates to the continuation of existing annual programme of works, extended into 2024/25.

Despite these new additions the Capital Programme remains affordable as they are funded by internal borrowing, the use of capital receipts, some external funding and the re-allocation of funds from other projects. This increase is detailed in Table A.

Table A

Project	Total	2020/21	2021/22	2022/23	2023/24	2024/25
		£'000	£'000	£'000	£'000	£'000
<i>New schemes recommended for inclusion</i>						
Integrated Adult Care and Finance System	4,345	1,374	1,444	1,527		
Climate Change	1,500	500	1,000			
Digitalisation ICT	500	500				
Industrial Estates Strategy	1,000	500	500			
SEND Places	19,273	3,373	6,500	2,000	7,400	
Strategic Land Purchases	1,500	1,500				
The Castle Primary School	300	100	175	25		
Building Maintenance	1,500	300	300	300	300	300
Flood Prevention Works	100					100
Subtotal Demand for Capital Investment	30,018	8,147	9,919	3,852	7,700	400

Agenda Item 8

		2020/21	2021/22	2022/23	2023/24	2024/25
	Total					
Continuation of approved schemes into 2024/25						
DCC Operating Model ICT Replacement and Renewal	1,500					1,500
Vehicle & Equipment Loans Programme	1,200					1,200
County Farms Estate Enhancement Programme	600					600
Replace and Upgrade Corporate Estate	600					600
Flood Prevention Works	250					250
Property Enabling Budget	150					150
Grants to adapt foster carers houses	40					40
Youth service minor capital works	37					37
Subtotal Demand for Capital Investment	4,377	0	0	0	0	4,377
Total Demand for Capital Investment	34,395	8,147	9,919	3,852	7,700	4,777
Reductions						
Extra Care Housing	(7,950)	(2,000)	(2,000)	(2,000)	(1,950)	
NET Increase to Capital Programme	26,445	6,147	7,919	1,852	5,750	4,777
Financed by:						
Borrowing - Internal	8,450	(900)	1,275	(293)	7,068	1,300
Capital Receipts - General	13,722	3,874	6,544	1,145	(1,318)	3,477
External Grant	4,273	3,173	100	1,000	0	0
Total	26,445	6,147	7,919	1,852	5,750	4,777

Table B shows the anticipated future capital receipts, net of disposal costs. There is a risk that capital receipts may not be realised in line with these original estimates. In which case schemes may need to be rescheduled if alternative sources of funding cannot be identified.

Table B

	Estimated opening balance £'000	Forecast receipts £'000	Forecast spend £'000	Estimated closing balance £'000
2020/21	4,626	16,523	(12,040)	9,109
2021/22	9,109	10,829	(11,885)	8,053
2022/23	8,053	8,680	(5,164)	11,569
2023/24	11,569	5,200	(6,531)	10,238
2024/25	10,238	3,000	(2,954)	10,284

Agenda Item 8

Availability of Resources

The capital programme continues to be focussed on maximising leverage of external funding to support growth across the County. A number of external funding bids have been, and will be, submitted for funding from various sources which, subject to approval, will be added to the capital programme if they are successful.

The Local Transport Plan (LTP) maintenance figures for the period 2020/21 and 2021/22, reflect the indicative needs based formula funding and incentive funding allocations, as announced by the Department for Transport. As allocations for the period 2022/23 to 2024/25 have not yet been announced, the same level as 2021/22 has been assumed in the capital programme, at this stage.

Risk Assessment

Risks to the capital programme and mitigations are set out below:

Risk Title:	Inherent Score	Current (Mitigated) Score	Mitigations
Capital Scheme costs are higher than estimated	Impact: 3 Likelihood 4 12 – Medium	Impact: 2 Likelihood: 3 6 – Low	<ul style="list-style-type: none">• Experts’ advice and qualified professionals are engaged early on• Works which may be susceptible to seasonal variations are programmed during less volatile seasons wherever possible• Projects and the economic climate monitored on a regular basis, and contingency built in to major schemes to lessen the overall impact• Unlikely as legal engaged early to draft contracts with default terms clearly communicated and understood• Project boards set up for Major Schemes to try to identify synergies early
Risk Description Due to: <ul style="list-style-type: none">• Inaccurate or overly optimistic original estimates• Unexpected events causing increased costs (either inside or outside of DCC control)• Economic factors• Default event by either party resulting in litigation• Agreed changes to original scheme scope• Scheme costs may increase, resulting in:<ul style="list-style-type: none">○ Unexpected gap to be financed○ Default fines○ Reduction in funds available to other schemes○ Increased borrowing			

Risk Title:	Inherent Score	Current (Mitigated) Score	Mitigations
External funding resources are not received	Impact: 3 Likelihood 4 12 – Medium	Impact: 2 Likelihood: 3 6 – Low	<ul style="list-style-type: none"> The level of internal borrowing required to finance the capital programme is monitored, and in accordance with borrowing limits Capital programme is re-prioritised. Capital projects re-engineered, paused or deferred External funding balances are monitored monthly, including capital receipts Triggers are monitored for S106 and CIL payments Bi monthly monitoring of the capital programme by the Programme Group Regular monitoring by County Treasurer
Risk Description Due to: <ul style="list-style-type: none"> Expectations around future funding based on prior year funding and current economic climate Lack of signed agreements from central government and other bodies Changes to central government priority/policy determining where funds are directed or the funds available to bid for Capital funding, The expected levels of funding may not be achieved, resulting in a shortfall for the delivery of planned works/schemes. 			

Risk Title:	Inherent Score	Current (Mitigated) Score	Mitigations
Capital Programme is not delivered as planned	Impact: 2 Likelihood 6 12 – Medium	Impact: 2 Likelihood: 4 8 – Low	<ul style="list-style-type: none"> Development of a medium-term capital programme (MTCP) that can realistically be delivered to the time scales agreed Mitigate delays by bringing forward the planned start dates of future projects in the MTCP The Capital Programme Group provide challenge (including to financial forecasts) and support to the Capital Programme delivery Regular monitoring by County Treasurer Projects are monitored at a service level and board level
Risk Description Delays and longer-term delivery dates, particularly for Major Schemes with multiple funding and partners, due to: <ul style="list-style-type: none"> Time taken to achieve planning consent, public consultation, environmental factors Availability of resource / specialist contractors Design re-engineering Contractual variations Seasonal variations 			

Agenda Item 8

Risk Title:	Inherent Score	Current (Mitigated) Score	Mitigations
Capital Receipts arising later or lower than forecast	Impact: 3 Likelihood: 4 12 – Medium	Impact: 2 Likelihood: 4 8 – Low	<ul style="list-style-type: none"> Alternative funding sources, for example internal borrowing may be sought Capital schemes may be deferred, if receipts are generated later than forecast, or for a reduced sum. Proceeds from the sale of assets are closely monitored
Risk Description <p>Forecast capital receipts are estimated by internal officers and advisors based on local market conditions. Receipts may be lower than expected or not realised, including due to:</p> <ul style="list-style-type: none"> Sale not taking place Limited supply Market climate <p>Resulting in a need to reprioritise schemes.</p>			

Risk Title:	Inherent Score	Current (Mitigated) Score	Mitigations
Capital Project aborted due to external forces	Impact: 3 Likelihood: 4 12 – Medium	Impact: 2 Likelihood: 3 6 – Low	<ul style="list-style-type: none"> Effort is made to ensure that a project is not aborted Alternatives will be investigated to ensure service needs are met by meeting capital objectives, whilst minimising a risk that abortive capital costs impact the revenue budget If it is not possible to avoid aborting the project, the normal revenue mitigations of in-year savings and use of earmarked reserves and balances, will be used Process re-engineering or pausing a project whilst alternative funding sources are identified are possible mitigations allowable under the Local Government Code of Practice Monitoring by Capital Programme Group Regulator monitoring by County Treasurer Monitoring by individual project and programme groups
Risk Description <p>Should funding be revoked, or an alternative solution be preferred, a capital project may be aborted. This can present an opportunity for resource to be redirected if the project is no longer needed (no adverse impact), or to re-prioritise, or identify alternative funding source.</p> <p>A project may also be aborted as a result of a change in legislation for the service, for example requiring an alternative delivery method, or if an alternative solution is preferred.</p>			

Risk Title: Risk of government prioritising funding to other geographical areas	Inherent Score	Current (Mitigated) Score	Mitigations
	Impact: 3 Likelihood: 4 12 – Medium	Impact: 2 Likelihood: 4 8 – Low	<ul style="list-style-type: none"> Projects and the economic climate monitored on a regular basis. Contingency built in to major schemes to lessen the overall impact.
Risk Description Central government priority/policy determines where funds are directed or funds available to bid for. Action taken by Central Government to mitigate the effects of the withdrawal from the EU, or for example the redirection of funding to the North of the UK, may result in a reduction in funding for the South West or less opportunity for the Authority to bid for funding.			<ul style="list-style-type: none"> The level of internal borrowing required to finance the capital programme is monitored, and in accordance with borrowing limits. External funding balances are monitored monthly, including capital receipts. Triggers are monitored for S106 and CIL payments. Monitoring of the capital programme by the Capital Programme Group. Regulator monitoring by County Treasurer. Monitoring by individual project and programme groups.

Agenda Item 8

The Medium Term Capital Programme

The County will be investing over £493 millions in Devon over the next 5 years. The latest forecast of the programme analysed by funding sources is shown in Table C. The funding available in forecast years will change as Government policies and grant allocations are published.

Table C - Medium Term Capital Programme Summary £493.463 millions

	2020/21 £'000	2021/22 £'000	2022/23 £'000	2023/24 £'000	2024/25 £'000	Total £'000
Adult Care and Health	9,993	9,820	8,931	7,367	7,267	43,378
Children's Services	2,428	2,395	2,395	2,095	1,994	11,307
Communities, Public Health, Environment and Prosperity	40,990	64,818	41,917	24,941	7,397	180,063
Corporate Services	5,085	5,514	3,196	2,650	2,650	19,095
Highways, Infrastructure Development and Waste	55,997	49,702	44,657	44,632	44,632	239,620
Total	114,493	132,249	101,096	81,685	63,940	493,463

Funding Source	2020/21 £'000	2021/22 £'000	2022/23 £'000	2023/24 £'000	2024/25 £'000	Total £'000
Borrowing - Internal	6,935	10,122	1,846	7,500	100	26,503
Borrowing - VELP	1,412	1,451	1,514	1,799	1,609	7,785
Capital Receipts - General	11,849	11,681	5,164	6,531	2,954	38,179
Capital Receipts - IID	191	204	0	0	0	395
Direct Revenue Funds - Services	646	608	523	523	523	2,823
External Funding - Contributions	1,831	410	625	150	150	3,166
External Funding - Grants	85,508	106,221	88,623	64,981	58,604	403,937
External Funding - S106	6,121	1,552	2,801	201	0	10,675
Total	114,493	132,249	101,096	81,685	63,940	493,463

Detailed Medium Term Capital Programme 2020/21 - 2024/25

The following tables detail the Medium Term Capital Programme for each service area.

This table does not show expenditure on capital projects currently programmed in financial year 2019/20 which may be deferred to 2020/21 or future years owing to changes in project delivery timescales.

Adult Care and Health

Project	*Total Scheme Approval £'000	2020/21 £'000	2021/22 £'000	2022/23 £'000	2023/24 £'000	2024/25 £'000
Adult Commissioning and Health						
Adult Care & Health Business Support for Innovation	374	152	0	0	0	0
Adult Commissioning and Health Total		152	0	0	0	0
Adult Care Operations and Health						
Barnstaple Hub	3,000	1,000	939	0	0	0
Care Teams Accommodation & Equipment	201	80	70	50	50	0
Disabled Facilities Grant		7,267	7,267	7,267	7,267	7,267
Integrated Adult Care & Finance System		1,374	1,444	1,527	0	0
Technology for Care Homes	40	20	0	0	0	0
Works for Provider Services	411	100	100	87	50	0
Adult Care Operations and Health Total		9,841	9,820	8,931	7,367	7,267
Adult Care & Health Total		9,993	9,820	8,931	7,367	7,267
Financed by:						
Capital Receipts - General		2,374	2,383	1,527	0	0
External Funding - Grants		7,619	7,437	7,404	7,367	7,267
Total		9,993	9,820	8,931	7,367	7,267

* Scheme Approvals have been included for individual projects.

Agenda Item 8

Children's Services

Project	*Total Scheme Approval £'000	2020/21 £'000	2021/22 £'000	2022/23 £'000	2023/24 £'000	2024/25 £'000
Children's Social Care						
Grants to adapt foster carers houses		40	40	40	40	40
Children's Social Care Total		40	40	40	40	40
Education & Learning						
Vehicle Equipment Loans Pool (VELP) - Schools		200	200	200	200	200
Devolved Formula Capital (DFC)		1,487	1,455	1,455	1,155	1,054
External contribution to school projects		150	150	150	150	150
External Grants to school projects		50	50	50	50	50
School budget share contribution to school projects		500	500	500	500	500
Orchard Manor School - Additional accommodation FF&E	10	1	0	0	0	0
Education & Learning Total		2,388	2,355	2,355	2,055	1,954
Childrens Services Total		2,428	2,395	2,395	2,095	1,994
Financed by:						
Borrowing - VELP		200	200	200	200	200
Capital Receipts - General		40	40	40	40	40
Direct Revenue Funds - Services		500	500	500	500	500
External Funding - Contributions		150	150	150	150	150
External Funding - Grants		1,538	1,505	1,505	1,205	1,104
Total		2,428	2,395	2,395	2,095	1,994

* Scheme Approvals have been included for individual projects.

Community, Health, Environment and Prosperity

Project	*Total Scheme Approval £'000	2020/21 £'000	2021/22 £'000	2022/23 £'000	2023/24 £'000	2024/25 £'000
Economy, Enterprise and Skills						
Devon & Somerset - Superfast broadband programme	13,500	200	2,661	0	0	0
Industrial Estates Strategy		500	500	0	0	0
Mullacott - Industrial estate road	470	189	190	0	0	0
Okehampton East Business Park	2,159	123	262	0	0	0
Roundswell South Business Park & Northern Devon Enterprise Centre	7,414	2,621	398	0	0	0
Strategic Land Purchase		1,500	0	0	0	0
Economy, Enterprise and Skills Total		5,133	4,011	0	0	0
Planning, Transportation and Environment						
Large and Major Highway Schemes						
A379 Sandy Park Junction Newcourt, Exeter	2,680	2	2	1	0	0
A382 Widening, Phase 1, Newton Abbot	13,050	3,838	0	0	0	0
North Devon Link Road	93,115	10,145	34,359	31,019	9,954	0
Safer Roads Fund A3123, North Devon	2,200	1,100	1,100	0	0	0
Sherford Main Street NPIF	5,750	750	0	0	0	0
South Devon Highway	117,998	1,216	376	1,379	0	0
Large and Major Highway Schemes Total		17,051	35,837	32,399	9,954	0
Sustainable Transport						
Around Devon Cycle Route IID - Seaton to Colyford		104	0	0	0	0
Around Devon Cycle Route - Teign Estuary		169	0	0	0	0
Cycling - Exe Estuary		293	0	0	0	0
Marsh Barton Station	7,400	1,318	1,550	200	0	0
Okehampton East Station		0	204	0	0	0
Sustainable Transport Total		1,884	1,754	200	0	0
LTP						
Local Transport Plan (LTP) Integrated transport block		4,101	3,601	3,601	3,601	3,601
LTP Total		4,101	3,601	3,601	3,601	3,601
Environment						
Connecting the Culm (part of Co-Adapt)		150	165	16	0	0
Flood Prevention Works		267	350	350	350	350
Ivybridge - Flood improvement scheme		82	0	0	0	0
Stokeinteignhead - Flood improvement scheme		150	0	0	0	0
Woods for Water Project	167	56	0	0	0	0
Environment Total		705	515	366	350	350

Agenda Item 8

Project	*Total Scheme Approval £'000	2020/21 £'000	2021/22 £'000	2022/23 £'000	2023/24 £'000	2024/25 £'000
Schools Expansion						
Advanced Design Fees		111	0	0	0	0
Axminster Community Primary (Academy) - Expansion Green Lodge	453	48	0	0	0	0
Bassetts Farm Primary School - Expansion Ph 2	504	54	0	0	0	0
Bovey Tracey Primary School - Expansion	160	78	0	0	0	0
Charlton Lodge, Tiverton - SEND Provision	4,479	30	0	0	0	0
Clyst St Mary Primary School - additional classroom / support accommodation	470	8	0	0	0	0
Confirmed Basic Need Allocation	5,844	1,416	5,831	0	0	0
Cranbrook Education Campus - Early Years Expansion	56	21	0	0	0	0
Cranbrook Education Campus (Academy) - New build	1,835	266	0	0	0	0
Cullompton Community College - Expansion	1,591	800	0	0	0	0
Ellen Tinkham School - Expansion	380	380	0	0	0	0
Energy cost reduction initiative	69	0	60	0	0	0
Estimated Basic Need		0	2,000	2,000	2,000	2,000
Exmouth Community College Expansion	3,449	906	2,500	0	0	0
Honiton Primary School - Phased Expansion	2,700	500	0	0	0	0
Loddiswell Primary School - Replacement School	2,889	17	0	0	0	0
Mill Water School - Extension	9,608	0	115	0	0	0
Okehampton College (Academy) - Additional 6th Form Provision	2,010	50	0	0	0	0
Okehampton Primary School & Foundation Unit (Academy) - Additional Classroom	651	4	0	0	0	0
Proposed New Primary School West Barnstaple	1,630	153	0	0	0	0
SEND Special Provision Capital Fund	162	163	0	0	0	0
South Molton Infants - Expansion to 420	2,429	1,109	703	0	0	0
St Andrew's Primary School, Cullompton (Academy) - Phased Expansion to PAN 60	1,444	17	0	0	0	0
Torridge Academy (previously Springfield Court Bideford) - Adaptions for children with special educational needs	155	0	23	0	0	0
SEND Programme						
SEND Places (new build and expansion)	13,996	428	4,050	2,000	7,400	0
Bidwell Brook - Expansion	2,000	708	1,250	0	0	0
River Dart Academy - Dartington School site development	771	0	100	0	0	0
Pathfield Additional Accommodation	560	540	0	0	0	0
Orchard Manor Special School, expansion	3,400	1,697	1,100	0	0	0
SEND Total		3,373	6,500	2,000	7,400	0
Schools Expansion Total		9,504	17,732	4,000	9,400	2,000

Agenda Item 8

Project	*Total Scheme Approval £'000	2020/21 £'000	2021/22 £'000	2022/23 £'000	2023/24 £'000	2024/25 £'000
Commissioning Services For Communities						
Cranbrook library	230	230	0	0	0	0
Exeter Central Library - Development	4,695	19	0	0	0	0
Libraries Improvement Programme		21	0	0	0	0
Library estate RFID / self service		123	0	0	0	0
Library modernisation partnership schemes - Bideford	1,580	930	0	0	0	0
Library modernisation Programme		40	80	0	0	0
Vehicle Equipment Loans Pool - Fleet management		1,212	1,251	1,314	1,599	1,409
Youth service minor capital works		37	37	37	37	37
Commissioning Services For Communities Total		2,612	1,368	1,351	1,636	1,446
Communities, Health, Environment & Prosperity Total		40,990	64,818	41,917	24,941	7,397

Financed by:

Borrowing - Internal	2,700	5,478	1,821	7,500	100
Borrowing - VELP	1,212	1,251	1,314	1,599	1,409
Capital Receipts - General	4,927	5,662	447	3,841	264
Capital Receipts - IID	191	204	0	0	0
Direct Revenue Funds - Services	146	108	23	23	23
External Funding - Contributions	1,681	188	475	0	0
External Funding - Grants	24,012	50,375	35,036	11,777	5,601
External Funding - S106	6,121	1,552	2,801	201	0
Total	40,990	64,818	41,917	24,941	7,397

* Scheme Approvals have been included for individual projects.

Agenda Item 8

Corporate Services

Project	*Total Scheme Approval £'000	2020/21 £'000	2021/22 £'000	2022/23 £'000	2023/24 £'000	2024/25 £'000
Information and Communications Technology						
DCC Operating Model ICT Replacement and Renewal		1,750	1,750	1,500	1,000	1,000
Digitisation ICT		500	0	0	0	0
Information and Communications Technology Total		2,250	1,750	1,500	1,000	1,000
County Farms Estate						
County Farms Estate Enhancement Programme		600	600	600	600	600
County Farms Estate Total		600	600	600	600	600
Corporate Property Estate						
Building Maintenance		300	300	300	300	300
Climate Change		500	1,000	0	0	0
Property Enabling Budget		150	150	150	150	150
Replace and Upgrade Corporate Estate		0	600	600	600	600
Solar Carports (DELETTI)	1,256	85	1,114	46	0	0
Strategic Centre Improvement - Lucombe House	2,400	1,200	0	0	0	0
Corporate Property Estate Total		2,235	3,164	1,096	1,050	1,050
Corporate Services Total		5,085	5,514	3,196	2,650	2,650
Financed by:						
Borrowing - Internal		500	1,000	0	0	0
Capital Receipts - General		4,508	3,596	3,150	2,650	2,650
External Funding - Contributions		0	72	0	0	0
External Funding - Grants		77	846	46	0	0
Total		5,085	5,514	3,196	2,650	2,650

* Scheme Approvals have been included for individual projects.

Highways, Infrastructure Development and Waste

Project	*Total Scheme Approval £'000	2020/21 £'000	2021/22 £'000	2022/23 £'000	2023/24 £'000	2024/25 £'000
Schools Maintenance and Improvements						
Appledore School - Block 03 & 07 renew flooring	13	3	0	0	0	0
Bassetts Farm Primary School - Block 01 replace rooflights and replace flat roof		209	52	0	0	0
Bassetts Farm Primary School - Block 01 replace warm air heaters for wet systems	262	53	0	0	0	0
Berrynarbor Church of England Primary School - Block 03 render damp internal walls		26	6	0	0	0
Bishops Tawton Primary School - Block 04 gable end strengthening works and damp		26	6	0	0	0
Bishopsteignton School - Block 01 ceiling and void work		56	14	0	0	0
Bolham Community Primary School - Block 01 replace lighting & rewire old part of building.	39	8	0	0	0	0
Bow Community Primary School - Block 01 replacement windows		52	13	0	0	0
Buckland Brewer Primary School - Block 01 replace fire alarm system	25	5	0	0	0	0
Burlescombe Church Of England Primary School - replacement oil store block 01 ventilation		38	9	0	0	0
Caen Community Primary - Block 02 CO detection / kitchen ventilation & block 09 underfloor heating		25	6	0	0	0
Canada Hill Community Primary School - Block 01 replace windows in hall		16	3	0	0	0
Chudleigh Church of England Community Primary School - Block 01 replacement of heating pipework		49	12	0	0	0
Colyton Primary School - Block 03 electrical upgrade, rewire & replacement heater	20	4	0	0	0	0
Culmstock Primary School - Block 1 roof corridor & replace flat roof		21	5	0	0	0
DDA projects (contingency)		175	150	0	0	0
Decoy Primary School - Block 01 renew flat roof		26	6	0	0	0
Denbury Primary School - Block 02 & 03 replacement		86	0	0	0	0
East Anstey Primary School - Block 01 roof purlin refurbishment		8	0	0	0	0
Ellen Tinkham School - Block 01 rewire & replace luminaires	486	11	0	0	0	0
Ermington Primary School - Blocks 01, 02 & 03 replacement doors & windows	27	10	0	0	0	0
Grant)	55	0	3,500	3,500	3,500	3,500
Georgeham Church of England (VC) Primary School - Blocks 01, 02 & 04 provide emergency lighting. Block 04 replace oil storage tank	49	6	0	0	0	0
		913	3,782	3,500	3,500	3,500

Agenda Item 8

Project	*Total Scheme Approval £'000	2020/21 £'000	2021/22 £'000	2022/23 £'000	2023/24 £'000	2024/25 £'000
Great Torrington Bluecoat Church of England Primary School - Block 01 pitched roof replacement		247	61	0	0	0
Great Torrington Bluecoat Church of England Primary School, balcony remedial work		4	0	0	0	0
Gulworthy Primary School - Boiler replacement	31	4	0	0	0	0
Hayward's Primary School - Block 01 roofing		136	34	0	0	0
Honiton Primary School - Block 01 flat roof improvement works	40	30	7	0	0	0
Ilfracombe Church Of England Junior School - Kitchen ventilation inc asbestos removal		42	10	0	0	0
Kentisbeare Church of England Primary School - Block 01 renew tiles, flashing & fascia		16	0	0	0	0
Kentisbeare Church of England Primary School - DDA works		6	0	0	0	0
Kentisbury Primary School - New sewage plant		13	0	0	0	0
Kilminster Primary School - Block 01 replace boiler	46	30	7	0	0	0
King Edward VI Community College - Block 01 & 02 replace windows & replace fan convectors. Block 05 replace wet heating. Block 39 roof	104	87	0	0	0	0
King Edward VI Community College - Block 06 & 15 replacement	63	50	0	0	0	0
Kingsacre Primary School - Block 01 fit aluminium doors & frames.		3	0	0	0	0
Kingsbridge Community Primary School - Block 11 renew pitched roof coverings, eaves & guttering. Block 01 replace hall windows	441	0	0	0	0	0
Ladysmith Infant & Nursery School - Block 01 renew heating pipes. Block 03 renew gas heaters	1,088	59	14	0	0	0
Landscore Primary School - Block 01 cladding & Block 04 rooflight	17	104	25	0	0	0
Landscore Primary School - Boiler replacement	81	8	0	0	0	0
Lympstone Church of England Primary School - Blocks 01 & 04 fire alarm		12	0	0	0	0
Manor Primary School, Ivybridge - Block 07 rewire. Block 07 renew wet heating and CO detection. Block 06 CO detection.		12	2	0	0	0
Marland School - Blocks 02 & 06 replacement	91	303	75	0	0	0
Marwood School - Structural improvements to stone wall	30	11	0	0	0	0
MUMIS (contingency)		85	90	0	0	0
Orchard Manor School - Roofing works		8	0	0	0	0
Orchard Manor School - Upgrade gas safety system. CO detection & auto shutoff		8	0	0	0	0
Parracombe Church of England Primary School - Culvert works	54	7	0	0	0	0
Payhembury Church of England Primary School - Block 01 renew render, replace 2 windows, investigate damp & internal walls remedial work		13	0	0	0	0
Schools capital maintenance (contingency)		359	200	0	0	0
SEND - Accessible adaptations		150	0	0	0	0
		1,807	525	0	0	0

Agenda Item 8

Project	*Total Scheme Approval £'000	2020/21 £'000	2021/22 £'000	2022/23 £'000	2023/24 £'000	2024/25 £'000
Shaugh Prior Primary School - Disability discrimination act (DDA) adaptations		10	0	0	0	0
Southmead School - Block 01 flat roof refurbishment	241	95	0	0	0	0
Kingsteignton - Block 01 boiler replacement. Block 01 CO detection. Block 04 CO detection.	40	104	26	0	0	0
Stoke Hill Infants & Nursery School - Block 04 replacement windows	52	27	6	0	0	0
Stoke Hill Infants & Nursery School - Replacement of blocks 02 & 05		53	0	0	0	0
Stoke Hill Junior School - Block 01 flat roof remedial works	38	146	36	0	0	0
Stoke Hill Junior School - Block 03 replace metal roofing & replace internal suspending ceilings		30	0	0	0	0
Stokenham Area Primary School - Blocks 01 & 02 replace windows. Block 02 replace door and frame		21	5	0	0	0
Tavistock Primary & Nursery School - Block 02 replacement		300	0	0	0	0
The Castle Primary School / Elmore Church, Tiverton - Replacement wall	73	200	375	25	0	0
The Lampard Community School - Block 01 replace fan convector and replace water heater		40	9	0	0	0
Two Moors Primary School - Block 04 removal of ACM, replace suspended ceilings. Replace fascia cladding panels. Fit aluminium doors, frames & replace flat roof	481	503	300	0	0	0
West Hill Primary School - Block 01 & 03 replace luminaires		19	4	0	0	0
Whimple Primary School - Block 01 replace windows. Block 04 replace windows and external doors.	269	53	13	0	0	0
Whitchurch Community Primary School - Block 01 pitched roof replacement		0	20	0	0	0
Willand School - Block 01 electrical works	152	31	0	0	0	0
Withycombe Raleigh Church of England Primary School - Renew tarmac in staff carpark		8	0	0	0	0
Yeo Valley Primary School (Academy) - Re-roof pitched & flat roof areas. Upgrade of the fire alarm system	1,461	7	0	0	0	0
		1,647	794	25	0	0
Schools Maintenance and Improvements Total		4,367	5,101	3,525	3,500	3,500
Waste						
Ivybridge recycling centre	3,703	6	0	0	0	0
Waste Total		6	0	0	0	0
Highways						
Local Transport Plan (LTP) Maintenance		48,155	41,132	41,132	41,132	41,132
Street Lighting LED	8,673	3,469	3,469	0	0	0
Highways Total		51,624	44,601	41,132	41,132	41,132
Highways, Infrastructure Development and Waste Total		55,997	49,702	44,657	44,632	44,632
Financed by:						
Borrowing - Internal		3,735	3,644	25	0	0
External Funding - Grants		52,262	46,058	44,632	44,632	44,632
Total		55,997	49,702	44,657	44,632	44,632

* Scheme Approvals have been included for individual projects.

Agenda Item 8

Page left blank intentionally

Service Budgets

Agenda Item 8

Page left blank intentionally

Leadership Group Commentary

2019 – a year dominated by Brexit and political unease, culminating in December's General Election - have all added to an unprecedented level of financial uncertainty for local government.

The Provisional Local Government Settlement, announced in December, marked the end of a four-year settlement to a one-year spending round, which will potentially make longer term financial planning trickier for local government.

Adult and children's service in particular are experiencing significant financial pressures, with a shortfall in grant funding related to Special Educational Needs and Disabilities a major concern for this year and into the future.

Against this backdrop of financial uncertainty coupled with growing demand for services, our Cabinet has agreed a budget that will see a rise of 8.7 per cent in spending on children's services, adult care, health and roads.

In total, our spending is due to rise by £43.1 millions from £498.1 millions in 2019/20 to £541.2 millions in 2020/21.

The Council remains the largest local authority in the south west, working with our partners and communities to ensure the people of Devon live their lives well and receive the support they need, at the right time and in the right way.

Our politicians continue to fight Devon's corner, to get the voice of residents heard at a national level as we strive for fairer funding for Devon, the south west and the local government community.

And with the UK due to leave the EU this year, the Council is doing everything it can to make sure we are as ready as we can be, together with our partners, to respond to the outcomes and ensure our communities and businesses are supported and continue to thrive, and make the most of any opportunities presented by Brexit.

It's a complex financial situation but by making the most of our experience, professionalism, dedication, initiative and care, we are determined to ensure the very best for the people of Devon.

Agenda Item 8

Adult Care and Health

Adult Care and Health

How the 2020/21 Budget has been built up

	2019/20 Adjusted Budget	Changes	2020/21 Outturn Budget
	£'000	£'000	£'000
Adult Care Operations and Health	211,089	21,832	232,921
Adult Commissioning and Health	25,455	1,882	27,337
Total	236,544	23,714	260,258

	Change £' 000
Reasons for changes in Revenue Budget	
Technical and Service Changes	
Inflation	10,278
Adult Services demographic and demand pressures	18,173
Net cost of additional investment in contract and market management	321
	28,772
Savings Strategies	
Efficiencies in Older People placement costs	(500)
Supporting people with disabilities to live more independently and to reduce their dependence over time	(1,843)
Target reduction in staffing and agency spend/Extension of vacancy management	(160)
Management and Support reductions	(203)
Robust management of demographic and demand pressures	(2,352)
	(5,058)
Total	23,714

Analysis of Total Expenditure 2020/21

	Gross Expenditure	Grant and Contribution Income	External Income	Internal Income	Net Expenditure
	£'000	£'000	£'000	£'000	£'000
Adult Care Operations and Health	306,137	(21,172)	(52,044)	0	232,921
Adult Commissioning and Health	30,321	(2,376)	(608)	0	27,337
Total	336,458	(23,548)	(52,652)	0	260,258

Agenda Item 8

Adult Care and Health

Adult Care Operations and Health

2019/20 Adjusted Budget £'000		Gross Expenditure £'000	Gross Income £'000	2020/21 Outturn Budget £'000	2020/21 Net Changes £'000
Disability Services					
1,995	Day Opportunities	2,168	(1)	2,167	172
18,352	Direct Payments	23,268	(2,911)	20,357	2,005
33,779	Enabling/Other	38,078	(314)	37,764	3,985
2,230	Nursing Care	2,550	(287)	2,263	33
7,943	Personal Care	11,947	(3,504)	8,443	500
30,075	Residential Care	35,788	(3,382)	32,406	2,331
94,374		113,799	(10,399)	103,400	9,026
8,621	Improved Better Care Fund	8,621	0	8,621	0
In House Services					
4,205	Day Opportunities	4,290	(17)	4,273	68
4,065	Reablement and Community Enabling	5,393	(899)	4,494	429
3,798	Residential Care	3,650	0	3,650	(148)
12,068		13,333	(916)	12,417	349
Older People					
931	Day Opportunities	1,032	(20)	1,012	81
5,456	Direct Payments	8,657	(2,586)	6,071	615
2,802	Enabling/Other	3,818	(629)	3,189	387
13,336	Nursing Care	24,502	(7,249)	17,253	3,917
13,348	Personal Care	27,218	(14,365)	12,853	(495)
35,301	Residential Care	76,486	(33,558)	42,928	7,627
71,174		141,713	(58,407)	83,306	12,132
24,132	OP&D Care Management	27,946	(3,494)	24,452	320
720	Workforce Development	725	0	725	5
211,089		306,137	(73,216)	232,921	21,832

Analysis of changes: £'000

Technical and Service Changes

Demographic and other growth in demand	17,000
Inflation	9,593
	26,593

Savings strategies

Efficiencies in Older People placement costs	(500)
Supporting people with disabilities to live more independently and to reduce their dependence over time	(1,749)
Target reduction in staffing and agency spend/Extension of vacancy management	(160)
Robust management of demographic and demand pressures	(2,352)
	(4,761)

Total	21,832
--------------	---------------

Service Commentary

Adult Care Operations and Health is the operational social care service which offers advice, information and signposting as well as assessment, support planning and reviews for older people and working age adults with learning disability, autism, physical disabilities with eligible social care needs. It also arranges care, largely from the independent sector, for either short-term interventions or long-term care on a personalised basis. It undertakes statutory safeguarding responsibilities for vulnerable adults. The staff undertaking these functions – including professionally qualified social workers and occupational therapists – are co-located and co-managed with community based NHS staff.

Additionally, it provides those adult social care services we continue to deliver directly rather than commission from the independent sector. These include a number of different establishments throughout the county which provide services to Older People and people with Disabilities.

Included in the Operations budget is the continuance for a further year of £8.621 millions from the improved Better Care Fund which was announced in October 2019. The deployment of this is subject to joint agreement with NHS partners and is for the benefit of health and social care overall.

The Budget also includes £35.138 millions of Better Care Fund funding which contributes directly to the provision of social care services. In addition there is a direct contribution to specific projects of £2.941 millions and other income from health of £1.838 millions.

Key challenges to operations include management of volume and price pressures, which are fundamental to the financial sustainability of the budget, and delivery of the operational change required under the Promoting Independence programme, particularly across working age adults, residents with disabilities and autism which has seen continuing demand pressure in the last year.

The resilience, capability and capacity of the social care workforce, both internal and provider, especially the registered social work component, is an area of risk. This is subject to active consideration in relation to current and growing level of demand, complexity of need and acuity of the people we serve, to ensure an ability to deliver a responsive and effective service.

Agenda Item 8

Adult Care and Health

Service Statistics and Other Information

		Number of people budgeted to receive service Average through Year		
		2019/20	Change	2020/21
Reablement (across all client groups)	Service Users	3,057	93	3,150
These are new people expected to go through the reablement process				
Disability Services (incl. Autistic Spectrum)				
Day Opportunities	Service Users	254	(3)	251
Direct Payments	Service Users	1,440	62	1,502
Enabling	Service Users	1,472	89	1,561
Nursing Care (including Respite)	Service Users	49	(1)	48
Personal Care	Service Users	833	32	865
Residential Care (including Respite)	Service Users	610	6	616
Older People and Disability - In house				
Day Opportunities	Service Users	169	(69)	100
Residential Care (including Respite)	Service Users	45	0	45
Older People				
Day Opportunities	Service Users	280	5	285
Direct Payments	Service Users	652	(7)	645
Enabling	Service Users	347	14	361
Nursing Care (including Respite)	Service Users	520	37	557
Personal Care	Service Users	2,598	(115)	2,483
Residential Care (including Respite)	Service Users	1,865	102	1,967

This page is left blank intentionally

Agenda Item 8

Adult Care and Health

Adult Commissioning and Health

2019/20 Adjusted Budget £'000		Gross Expenditure £'000	Gross Income £'000	2020/21 Outturn Budget £'000	2020/21 Net Changes £'000
Adult Commissioning and Health					
5,613	Centrally Managed Contracts	5,607	(400)	5,207	(406)
1,071	Policy, Performance and Involvement	1,171	0	1,171	100
2,465	Strategic Commissioning	3,449	(308)	3,141	676
1,463	Transformation	1,445	(20)	1,425	(38)
10,612		11,672	(728)	10,944	332
Mental Health Services					
3,830	Care Management	4,181	(396)	3,785	(45)
453	Day Opportunities	726	(175)	551	98
471	Direct Payments	664	(20)	644	173
5,246	Enabling/Other	6,599	(1,013)	5,586	340
85	Nursing Care	28	0	28	(57)
102	Personal Care	255	(74)	181	79
4,656	Residential Care	6,196	(578)	5,618	962
14,843		18,649	(2,256)	16,393	1,550
25,455		30,321	(2,984)	27,337	1,882

Analysis of changes:

£'000

Technical and Service Changes

Demographic and other growth in demand in Mental Health	1,173
Inflation	685
Net cost of additional investment in contract and market management	321
	2,179

Savings Strategies

Management and support reductions	(203)
Supporting people with mental health needs to live more independently	(94)
	(297)

Total	1,882
--------------	--------------

Service Commentary

Commissioning staff work with NHS colleagues to assess the strategic health and social care needs of the Devon population. This then shapes the care provider markets from which Devon County Council purchases most of its adult social care services to ensure that the right preventive, short-term and longer-term services are available to those with eligible needs at the time they are needed, and at prices which are affordable within the Council's social care budgets. This is undertaken by working with the Care Quality Commission to assure and improve their quality along with managing contractual provider relationships to ensure their delivery, and consultation with carers and families.

The commissioning function is also responsible for commissioning arrangements for support to carers, for the care management of people with mental health needs (working with the Devon Partnership Trust), and for the coordination of activity and governance of the statutory Safeguarding Adults Board as well as for the oversight of Centrally Managed Contracts including homelessness support and service user representation.

The key challenges for Adult Commissioning and Health will be to lead on integrating the commissioning of services, aligning priorities and workplans including with health partners and district councils, whilst at the same time continuing to manage relationships with independent and voluntary sector providers which are under pressure, particularly in personal care and residential markets. The commissioning function has recently taken back the lead provider role for arranging the provision of personal care in some parts of Devon.

The Policy, Performance and Involvement function comprises the Management Information Team responsible for commissioning intelligence, statutory returns and surveys, internal performance management, and involvement in sector-led improvement; the Policy Team responsible for commissioning and operational policy development and strategic planning; and the Involvement and Policy Team responsible for engaging the users of our services and their carers, and ensuring we are considering their diverse needs, in everything we do.

The Transformation team drives the complex changes required to improve services and which supports the delivery of the service improvement and budget savings strategies across services to people of all ages, in addition to business change in response to a constantly changing regulatory environment.

The commissioned Mental Health function provided through a Section 75 agreement with the Devon Partnership Trust continues its transformation programme to improve the efficiency of existing services and support people to live as independently as possible, whilst ensuring that those most in need of care are looked after in the most appropriate way for their needs.

Service Statistics and Other Information

		Number of people budgeted to receive service Average through Year		
		2019/20	Change	2020/21
Mental Health Services				
Day Opportunities	Service Users	12	10	22
Direct Payments	Service Users	83	26	109
Enabling	Service Users	561	42	603
Nursing Care (including Respite)	Service Users	4	(3)	1
Personal Care	Service Users	20	10	30
Residential Care (including Respite)	Service Users	151	20	171

Agenda Item 8

Children's Services

Children's Services

How the 2020/21 Budget has been built up

	2019/20 Adjusted Budget	Changes	2020/21 Outturn Budget
	£'000	£'000	£'000
Children's Social Care	94,842	6,618	101,460
Education and Learning - General Fund	40,465	4,920	45,385
Education and Learning - School Funding	0	0	0
Total	135,307	11,538	146,845

	Change £' 000
Reasons for changes in Revenue Budget	
Technical and Service Changes	
Inflation	3,775
Demographic and demand pressures	8,293
Special Educational Needs and Disabilities increased staffing	641
	<u>12,709</u>
Savings Requirements	
Children's Social Care	
Review high cost placements	(520)
Additional Continuing Care contributions from Health	(274)
Review of non-statutory services	(377)
	<u>(1,171)</u>

Total	11,538
--------------	---------------

Analysis of Total Expenditure 2020/21

	Gross Expenditure	Grant and Contribution Income	External Income	Internal Income	Net Expenditure
	£'000	£'000	£'000	£'000	£'000
Children's Social Care	124,086	(8,077)	(1,306)	(13,243)	101,460
Education and Learning - General Fund	47,700	(928)	(669)	(718)	45,385
Education and Learning - School Funding	603,320	(602,305)	(59)	(956)	0
Total	775,106	(611,310)	(2,034)	(14,917)	146,845

The following services (which are not included above) are wholly self-funded and do not directly impact on Council Tax.

	Gross Expenditure	Grant and Contribution Income	External Income	Internal Income	Net Expenditure
	£'000	£'000	£'000	£'000	£'000
Children's Social Care					
Atkinson	3,962	(405)	(3,104)	(453)	0
Total	3,962	(405)	(3,104)	(453)	0
Grand total	779,068	(611,715)	(5,138)	(15,370)	146,845

Agenda Item 8

Children's Services

Children's Social Care

2019/20 Adjusted Budget £'000		Gross Expenditure £'000	Gross Income £'000	2020/21 Outturn Budget £'000	2020/21 Net Changes £'000
Corporate Parenting Service					
1,746	Adopt South West	1,807	0	1,807	61
921	Adoption Allowances and Fees	852	0	852	(69)
308	Child Arrangements and Private Kinship	295	0	295	(13)
1,101	Contracts	1,158	0	1,158	57
2,570	Corporate Parenting Teams	3,070	(79)	2,991	421
4,016	Fostering Team	4,101	0	4,101	85
2,821	Special Guardianship Orders	3,278	0	3,278	457
13,483		14,561	(79)	14,482	999
Disabled Children's Services					
7,649	Children In Need Short-Break Services	10,273	(1,508)	8,765	1,116
2,072	Contracts	2,244	(23)	2,221	149
3,167	Social Work Area Teams	3,438	(156)	3,282	115
12,888		15,955	(1,687)	14,268	1,380
Early Help (Access)					
861	Emergency Duty Team	1,053	(154)	899	38
981	Multi Agency Safeguarding Hub	1,007	0	1,007	26
539	Reach	534	0	534	(5)
2,381		2,594	(154)	2,440	59
Early Help (Provision)					
1,696	Early Help Co-Ordination	4,895	(3,124)	1,771	75
697	Youth Offending - Statutory and Prevention	1,728	(1,027)	701	4
2,393		6,623	(4,151)	2,472	79
Placements					
5,196	Disabled Children's Placements	6,178	(1,705)	4,473	(723)
7,329	Independent Fostering	7,899	0	7,899	570
1,596	Independent Post 18 Placements	1,616	0	1,616	20
14,356	Independent Residential Care	16,311	(1,584)	14,727	371
3,449	Independent Supported Accommodation	5,411	(173)	5,238	1,789
9,959	Internal Fostering	9,888	0	9,888	(71)
441	Internal Post 18 Placements	864	(171)	693	252
560	Secure Accommodation	653	(26)	627	67
461	Unaccompanied Asylum Seeking Children	2,085	(1,609)	476	15
43,347		50,905	(5,268)	45,637	2,290
0	Public Health Nursing	11,585	(10,585)	1,000	1,000
1,677	Quality Assurance Reviewing Safeguarding	1,425	0	1,425	(252)
Social Work Teams					
13,431	Social Work Teams	13,839	0	13,839	408
1,072	Supervised Contact Service	1,077	0	1,077	5
14,503		14,916	0	14,916	413
4,170	Strategic Management and Legal Costs	5,522	(702)	4,820	650
94,842		124,086	(22,626)	101,460	6,618

Analysis of changes:	£'000
Technical and Service Changes	
Inflation, including National Living Wage	2,433
Demographic and other growth in demand	
Placement demand and other growth pressures	3,500
Short breaks for Disabled Children demand pressures	1,454
Special Educational Needs and Disabilities increased staffing	402
	<hr/> 7,789
Savings Strategies	
Review high cost placements	(520)
Additional Continuing Care contributions from Health	(274)
Review of non-statutory services	(377)
	<hr/> (1,171)
Total	<hr/> 6,618

Service Commentary

Children's Social Care

This service brings together the statutory duties of the Council in relation to children in need, child protection and looked after children. It includes a range of services targeted to support families and thus help to avoid the need for children to come into care. It also provides short breaks and respite care services for disabled children and their families.

These services deliver our guiding principles which are:

- Children are best brought up in families, with local, place based support when needed.
- We support families to find their own solutions, building on their strengths and finding solutions to whatever difficulties they are confronting to be resilient, improve family life and increase opportunities for their children.
- Children who need protection will receive it; wherever possible, early help will prevent the need for statutory intervention in family life.
- Timely permanent arrangements will be secured for children who can't be brought up in their birth family.

The budget for 2020/21 reflects significant investment in support for families and children with Special Educational Needs and Disabilities, particularly in the provision of community and short break services. The budget also recognises the rising cost base of residential provision for some of our most complex children. There is a strong focus on developing intensive support services, particularly for adolescents, to prevent care entry and improve outcomes with families at home.

0-19 Public Health Nursing Service

This service contributes to the improvement in health and wellbeing that support all children and young people, to keep families safe, and to reduce health related risks across the life-course.

The budget for 2020/21 reflects increased front line capacity to meet demand; more efficient ways of working are planned through better use of IT and accommodation.

Service Statistics

		Number of people budgeted to receive service		
		Average through Year		
Children's Social Care		2019/20	Change	2020/21
Unit of Measurement				
Looked After Children				
External Residential	Service Users	102	(12)	90
Internal Fostering Placements	Service Users	387	9	396
External Fostering Placements	Service Users	157	7	164
Foster to Adopt	Service Users	6	0	6
External Supported Lodgings/Housing	Service Users	40	10	50
Internal Residential Special School	Service Users	3	1	4
Medical Establishment	Service Users	2	(1)	1
Placed For Adoption	Service Users	17	6	23
Placed with Parents/ awaiting assessment	Service Users	20	(2)	18
Other Placements	Service Users	0	5	5
Secure Welfare	Service Users	2	0	2
Remand / Custody	Service Users	1	0	1
Unaccompanied Asylum Seeking Children	Service Users	25	9	34
Total Looked After Children		762	32	794
		2019/20	Change	2020/21
Other Children's Services				
Staying Put/Care Leavers	Service Users	81	26	107
Adoption Allowances	Service Users	98	(11)	87
Special Guardianship Order Allowances	Service Users	336	54	390
Residence/Child Arrangement Order Allowances	Service Users	43	(5)	38
Shortbreak Services and Direct Payments	Service Users	1,564	221	1,785

Agenda Item 8

Children's Services

Education and Learning (General Fund)

2019/20 Adjusted Budget £'000		Gross Expenditure £'000	Gross Income £'000	2020/21 Outturn Budget £'000	2020/21 Net Changes £'000
Infrastructure					
641	Admissions, Data and Strategic Management	874	(202)	672	31
45	Legal Disbursements	45	0	45	0
1,201	Teachers Pension - Historic Enhancements	1,201	0	1,201	0
1,887		2,120	(202)	1,918	31
School Improvement Inclusion and Safeguard					
2,283	Closing The Gap	2,284	(19)	2,265	(18)
3,006	Inclusion	3,907	(610)	3,297	291
1,215	Quality Service and Provision	2,189	(974)	1,215	0
707	Safeguarding Every Learner	707	0	707	0
7,211		9,087	(1,603)	7,484	273
School Transport					
(27)	Home to College	81	(81)	0	27
13,401	Home to School	13,609	(131)	13,478	77
10,838	Personalised Transport	15,412	(85)	15,327	4,489
24,212		29,102	(297)	28,805	4,593
499	Vulnerable Groups and Virtual School	561	(54)	507	8
6,656	Children's Centres and Early Years Servs	6,830	(159)	6,671	15
40,465		47,700	(2,315)	45,385	4,920

Analysis of changes:

£'000

Technical and Service Changes

Inflation, including National Living Wage	1,342
Demographic and other growth in demand	
Demographic and other growth in demand - Transport	3,339
Special Educational Needs and Disabilities increased staffing	239
	<u>3,578</u>

Total	4,920
--------------	--------------

Service Commentary

This service budget represents the Council's responsibilities for education and learning other than those funded by the Dedicated Schools Grant and Post 16 funding which are shown separately. It includes infrastructure and support to ensure the delivery of more than 200 statutory duties in education and learning and to deliver a range of specialist support for inclusion services, admissions, home to school transport as well as education support for children with special needs and vulnerable groups of children.

Devon operates a very cost-effective school transport service that, by having an integrated approach with social care and health has kept spend at a rate below inflation; Devon is one of a few Local Authorities to achieve this. However, the regulatory and operational pressures continue to grow, and this is putting pressure on bus and coach operators. The consequence of this is that Early contract termination has resulted in a 15% increase in costs when re-tendered.

The cost of Personalised School Transport continues to rise due to a continued increase in the number of children requiring complex transport arrangements. This has increased costs by approximately 15% over the past 12 months

Service Statistics

Transport	Unit of Measurement	2019/20	Change	2020/21
School/College Transport	Pupil Numbers p.a.	12,441	(120)	12,321
Personalised Transport	Pupil Numbers p.a.	1,657	207	1,864

Education and Learning (School Funding)

2019/20 Adjusted Budget £'000		Gross Expenditure £'000	Gross Income £'000	2020/21 Outturn Budget £'000	2020/21 Net Changes £'000
Schools					
20,029	Academy and Independents	31,629	0	31,629	11,600
235,546	Primary Schools	250,057	0	250,057	14,511
181,697	Secondary Schools	192,680	0	192,680	10,983
437,272		474,366	0	474,366	37,094
De-Delegated Schools Budget					
117	Facilitation and Representation	125	(8)	117	0
534	Licences and Subscriptions	534	0	534	0
971	Maternity	971	0	971	0
107	School Intervention Fund	107	0	107	0
926	Schools and DSG Contingency	926	0	926	0
1,189	Targeted Specialist Services	1,189	0	1,189	0
3,844		3,852	(8)	3,844	0
Central Provision Within Schools Budget					
476	Admissions	550	(74)	476	0
1,683	Other DSG Services	1,708	(17)	1,691	8
292	Phase Associations	314	(22)	292	0
1,445	Pupil Growth	2,825	0	2,825	1,380
848	Support Services	940	(85)	855	7
873	Termination of Employment Costs	873	0	873	0
5,617		7,210	(198)	7,012	1,395
High Needs Budget					
5,963	Alternative Provision	6,550	(150)	6,400	437
1,428	Children In Care and Inclusion	1,428	0	1,428	0
1,500	Closing The Gap	1,500	0	1,500	0
292	Hospital Education Services	318	0	318	26
334	Inclusion	334	0	334	0
29,344	Maintained Special Schools	34,146	(228)	33,918	4,574
1,164	Nursery Plus	1,164	0	1,164	0
15,152	Other Special School Fees	36,924	(438)	36,486	21,334
486	Recoupment	1,740	(722)	1,018	532
144	Safeguarding Every Learner	144	0	144	0
10,825	SEN Mainstream	16,189	0	16,189	5,364
924	SEN Services	871	0	871	(53)
1,481	Support Centre Funding	1,606	0	1,606	125
69,037		102,914	(1,538)	101,376	32,339
37,965	Early Years Budget	38,802	(113)	38,689	724
0	Funded From Recovery Plan	(23,824)	0	(23,824)	(23,824)
Schools Funding					
(510,203)	Dedicated Schools Grant (DSG)	0	(539,350)	(539,350)	(29,147)
(17,838)	Other School Grants	0	(36,854)	(36,854)	(19,016)
(1,599)	Post 16 Funding	0	(1,164)	(1,164)	435
(24,095)	Pupil Premium	0	(24,095)	(24,095)	0
(553,735)		0	(601,463)	(601,463)	(47,728)
0		603,320	(603,320)	0	0

Agenda Item 8

Children's Services

Analysis of changes:	£'000
Pupil Growth - Realignment of Growth funding	1,380
Other Central Provision adjustments	15
Increase in Early Years hourly rate	724
Additional investment for children with complex needs	31,876
Additional investment for children in Alternative Provision including Hospital School	463
Net changes to mainstream school budgets due to increase in Schools Funding Block and demographic changes	37,094
Funding shortfall to be funded through a DSG Recovery Plan	(23,824)
Increase in Dedicated Schools Grant and other grants arising from National Funding Formula changes and demographic changes.	(22,260)
Increase in Dedicated Schools Grant due to baseline changes to the High Needs block and demographic changes.	(6,887)
Increase in Other School Grants due to new Teacher's Pay and Pensions Grant	(19,016)
Decrease in Post 16 funding	435
Total	0

Agenda Item 8

Children's Services

Service Commentary

Services funded by the Dedicated Schools Grant include high needs funding, Post 16 Funding, Early years funding Pupil Premium and other school grants. Most funding in the Dedicated schools grant is delegated directly to schools or early years settings.

It should be noted that the staffing data does not include the 4,847 staff employed by Devon County Council working in Maintained schools. Funding for these staff is delegated to and managed by the individual schools, in the same way as Academies.

Within the DSG the significant cost pressure continues to relate to the High Needs service. This is largely due to continued increases in the number of children with an Education Health and Care plan. Whilst Devon supports a higher than average number of children in our mainstream settings, the cost of educating pupils with complex educational and physical needs can be significant and volatile.

The deliverability of a balanced budget is to a large extent reliant on continuing to successfully support children in mainstream schools and increasing the capacity in our maintained special schools; reducing the costs through better value for money in the independent sector and working with the Devon Inclusion Partnership to reduce the number of Alternative Provision placements needed.

The opening of new schools is now dependent on the Free school programme, (or free school presumption if funded by the Local Authority). We have been successful in increasing our maintained special school capacity by almost 20% over the past 3 years and want to continue to develop this provision with the corporate budget investment of £19.1 millions which, subject to budget ratification, along with a special free school bid will secure 300 additional places and further reduce demand in the independent sector.

Service Statistics

Number of local authority maintained schools and academies

Local Authority Maintained Schools

Federations	31	83
Management Partnerships	9	28
% of schools actively collaborating		60%

Free Schools

Academies **9**

Number of schools in multi-academy trusts/collaborations 158

% of academies in multi academy trusts / collaborations 85%

Total all schools and academies

369

Number of pupils in LA maintained schools

Nursery Schools (Universal Entitlement 15 hours)

Unit of Measurement

Pupil Numbers PTE

Oct-2018

Change

Oct-2019

Maintained Nurseries within Primary Schools
(Universal Entitlement 15 hours)

Pupil Numbers PTE

140

(3)

137

1,427

(31)

1,396

1,567

(34)

1,533

Primary

Numbers on Roll

33,704

(1,939)

31,765

Secondary

Numbers on Roll

8,086

(1,906)

6,180

Post 16

Numbers on Roll

345

(70)

275

42,135

(3,915)

38,220

Number of pupils in academy schools

Primary

Numbers on Roll

21,573

1580

23,153

Secondary

Numbers on Roll

26,716

2518

29,234

48,289

4,098

52,387

Number of pupils in Free schools

Primary

Numbers on Roll

626

130

756

Secondary

Numbers on Roll

540

(219)

321

1,166

(89)

1,077

Total number of pupils in LA maintained schools, academies and free schools

Nursery Schools

Pupil Numbers PTE

2,348

(52)

2,296

Primary

Numbers on Roll

55,903

(229)

55,674

Secondary

Numbers on Roll

35,342

393

35,735

Post 16 (maintained only)

Numbers on Roll

345

(70)

275

93,938

42

93,980

Percentage of pupils in academy schools

Primary

Numbers on Roll

39.7%

3.2%

42.9%

Secondary

Numbers on Roll

77.1%

5.6%

82.7%

Early Years Education Provision

Early Years Independent Provision (Universal entitlement 15 hours)

Pupil Numbers PTE

2019/20

Change

2020/21

7,495

(166)

7,329

Early Years Entitlement Take up

Percentage of eligible children

100.0%

-3.2%

96.8%

3 and 4 Year old additional 15 hours for all sectors
Disadvantaged two year olds

Pupil Numbers PTE

3,385

248

3,633

Pupil Numbers PTE

1,658

(155)

1,503

Young People with Additional Needs

Pupils with Education Health Care Plans in
Mainstream provision (pre 16)

Number of young people

2019/20

Change

2020/21

2,223

473

2,696

Educated Other Than At School

Number of young people

0

117

117

Maintained and Academy Special Schools (pre 16 and
post 16)

Number of Budgeted Places

1,216

165

1,381

Independent Special Schools (pre 16 and post 16)

Number of Budgeted Places

446

274

720

Further Education

Number of Budgeted Places

436

138

574

Inter-Authority recoupment

Net number of Exported Pupils

61

41

102

Import / export adjustments for local authorities

Net number of Exported Pupils

360

58

418

Alternative Provision

Number of Budgeted Places

260

20

280

Agenda Item 8

Communities, Public Health, Environment and Prosperity

Communities, Public Health, Environment and Prosperity

How the 2020/21 Budget has been built

	2019/20 Adjusted Budget	Changes	2020/21 Outturn Budget
	£'000	£'000	£'000
Communities and Other Services	12,158	154	12,312
Economy, Enterprise and Skills	4,899	16	4,915
Planning, Transportation and Environment	21,731	755	22,486
Public Health	0	0	0
Total	38,788	925	39,713

Reasons for changes in Revenue Budget

£' 000

Technical and Service Changes

Inflation and National Living Wage	866
Funding for bus services previously paid under S106	351
Removal of one-off budget for licensing regulations of community transport	(150)
Enterprise zone project contribution	8
	<u>1,075</u>

Savings Requirements

Post 16 transitions contract	(50)
Reduced demand on commissioning programme	(50)
Increased recharging to capital programme	(50)
	<u>(150)</u>

Total	925
--------------	------------

Analysis of Total Expenditure for 2020/21

	Gross Expenditure	Grant and Contribution Income	External Income	Internal Income	Net Expenditure
	£'000	£'000	£'000	£'000	£'000
Communities and Other Services	13,760	(139)	(401)	(908)	12,312
Economy, Enterprise and Skills	7,568	(285)	(2,030)	(338)	4,915
Planning, Transportation and Environment	26,557	(1,330)	(1,638)	(1,103)	22,486
Public Health	28,714	(28,385)	(37)	(292)	0
Total	76,599	(30,139)	(4,106)	(2,641)	39,713

The following services (which are not included above) are wholly self-funded and do not directly impact on Council Tax.

	Gross Expenditure	Grant and Contribution Income	External Income	Internal Income	Net Expenditure
	£'000	£'000	£'000	£'000	£'000
Communities and Other Services					
Active Devon	1,668	(1,471)	(11)	(186)	0
Syrian Refugees	475	(475)	0	0	0
Youth Projects	87	(86)	0	(1)	0
Economy, Enterprise and Skills					
Developing Entrepreneurship In Schools	66	(56)	0	(10)	0
Digital Skills Innovation Fund	17	(17)	0	0	0
Digital Skills Partnership Catalyst	54	(54)	0	0	0
Engaging Rural Micros 2	183	(183)	0	0	0
EU - Digital Utilisation Growth	168	(168)	0	0	0
EU - Enhance Social Enterprise	113	(52)	(61)	0	0
EU - Enhance Social Enterprise UOE	2	(1)	(1)	0	0
EU - Growth Support Programme	10	(6)	(4)	0	0
EU - Innovation In Healthy Ageing	17	(10)	0	(7)	0
EU - Northern Devon Enterprise Centre	99	(99)	0	0	0
LAG - MIL (Making It Local 2)	40	(40)	0	0	0
LAG - REAL Devon	36	(36)	0	0	0
Learn Devon	3,584	(3,417)	(121)	(46)	0
Planning, Transportation and Environment					
AONB Blackdown Hills	231	(210)	0	(21)	0
AONB North Devon	194	(180)	0	(14)	0
Cycle Bikeability Training	280	(280)	0	0	0
Devon Maritime Forum	23	(10)	(3)	(10)	0
Exe Estuary Partnership	30	(21)	0	(9)	0
Low Carbon Energy and Transport (DELETTI)	26	(19)	0	(7)	0
NHS Patient Transport Advice Service	3,404	0	(3,373)	(31)	0
Other Countryside Projects	955	(881)	0	(74)	0
South West Coast Path Team	92	(92)	0	0	0
Sustainable Mobility Plans (INNOVASUMP)	11	(10)	0	(1)	0
Transport Co-Ordination Service	2,974	(1,146)	(1,810)	(18)	0
Total	14,839	(9,020)	(5,384)	(435)	0
Grand total	91,438	(39,159)	(9,490)	(3,076)	39,713

Agenda Item 8

Communities, Public Health, Environment and Prosperity

Communities and Other Services

2019/20 Adjusted Budget £'000		Gross Expenditure £'000	Gross Income £'000	2020/21 Outturn Budget £'000	2020/21 Net Changes £'000
Commissioning Services For Communities					
769	Heritage Centre and Devon Records Office	811	(10)	801	32
6,907	Library and Information Service	7,345	(338)	7,007	100
1,760	Youth Services	1,865	(55)	1,810	50
9,436		10,021	(403)	9,618	182
Planning and Insight					
0	Community Safety and Violence Prevention	837	(837)	0	0
259	Emergency Planning	306	(43)	263	4
121	Research, Intelligence and Performance	123	0	123	2
380		1,266	(880)	386	6
Safer and Stronger Communities					
1,072	Commissioning / Grants	1,022	0	1,022	(50)
670	Community	851	(165)	686	16
600	Locality	600	0	600	0
2,342		2,473	(165)	2,308	(34)
12,158		13,760	(1,448)	12,312	154

Analysis of Changes:

£'000

Technical and Service changes

Inflation and National Living wage

204

204

Savings Strategies

Reduced demand on commissioning programme

(50)

(50)

Total

154

Service Commentary

The Communities portfolio leads a range of commissioning and collaboration to develop services and support, helping people and organisations in communities to be better connected, resilient and safe.

This includes:

- commissioning of Devon's youth services, support around domestic and sexual violence and library and heritage services;
- community safety and co-ordination of related work and partnerships; and statutory co-ordination to preventing extremism and radicalisation;
- community development across the County and its links to the Council's priorities; and
- work to support a range of communities including the Armed Forces Covenant partnership; the resettlement of Syrian families, gypsies and travellers and through Active Devon accessing and increasing physical activity across the County.

In May 2019 the Council launched two new funding streams, alongside Crowdfund Devon, to support and facilitate community and voluntary work across Devon. The Doing What Matters scheme (Grants of £5,000 to £20,000) has been developed in line with the Council's priorities. The Making the Connection scheme provides small, one-off non-repeatable, grants of up to £300 to support community-led ideas and initiatives across Devon.

The Library service remains a statutory duty which is delivered through a contract with Libraries Unlimited (South West). The service statistics show the move from the provision of stand-alone PCs in each library to an increasing demand for WiFi connectivity. Following an exercise to maximise the efficiency and effectiveness of the mobile libraries, stops were removed where no members had visited over a 3 month period in line with agreed policy.

Service Statistics and Other Information

Service/ Activity	Unit of Measurement	2019/20 Estimate	Change	2020/21 Estimate
Libraries				
Static Libraries	No.	50	0	50
Mobile Libraries	No.	4	0	4
PCs available with public access	No.	428	(103)	325
Stock issues	No.	2,400,000	(200,000)	2,200,000
Membership	No.	130,000	(5,000)	125,000
Youth Service				
Organisations supported	No.	85	5	90
Young people registered	No.	3,950	200	4,150

Agenda Item 8

Communities, Public Health, Environment and Prosperity

Economy, Enterprise and Skills

2019/20 Adjusted Budget £'000		Gross Expenditure £'000	Gross Income £'000	2020/21 Outturn Budget £'000	2020/21 Net Changes £'000
Business Support and Innovation					
293	Business Growth Support	439	(82)	357	64
1,845	Trading Standards	3,643	(1,761)	1,882	37
2,138		4,082	(1,843)	2,239	101
Economic Infrastructure and Development					
924	Economic Development	1,172	(228)	944	20
(11)	Industrial Estates	121	(132)	(11)	0
913		1,293	(360)	933	20
Employment and Skills					
198	Labour Market Development	593	(450)	143	(55)
1,650	Post 16 Provision	1,600	0	1,600	(50)
1,848		2,193	(450)	1,743	(105)
4,899		7,568	(2,653)	4,915	16

Analysis of changes:

£'000

Technical and Service changes

Inflation	58
Enterprise Zone project contribution	8
	<u>66</u>

Savings Strategies

Efficiencies - Post 16 transitions contract	(50)
	<u>(50)</u>

Total	16
--------------	-----------

Service Commentary

This service supports delivering productive and sustainable growth across the Devon economy and supports raising prosperity for all. It leads on delivering regulatory services through a joint Devon, Somerset and Torbay Trading Standards, safe-guarding public and consumer interests and providing support to businesses. It delivers a range of programmes aimed at improving skills attainment and access to education through Learn Devon and leading on post-16 learning and education. The Service provides a strategic overview of the Devon economy and collaborates with a wide range of partners including the Heart of the South West Local Enterprise Partnership. The key priorities for the service are:

- Improving skills attainment and supporting people into work, particularly the most disadvantaged,
- Delivering careers, advice and guidance for young people and adults, securing investment in skills provision, access to education and learning and promoting apprenticeships, internships and work placements
- Engaging with a range of partners to provide technical and higher-level qualifications, supporting workforce development and new technical training facilities
- Supporting the personal, social, health and economic wellbeing of individuals and communities,
- Stimulating innovation and business support across Devon's Small and Medium enterprises, including encouraging new business start ups
- Protecting consumers and communities by ensuring a safe, fair, responsible, sustainable and competitive trading environment,
- Promoting Devon as a business location, including the facilitation of strategic employment space, managed workspace, broadband and mobile infrastructure,
- Developing growth sectors and supply chains, including clean energy, agri-tech, digital, food, farming and the rural economy,
- Leading on an economic evidence base and analysis to support growth strategies, funding bids and lobbying campaigns on key issues impacting on the Devon economy,
- Influencing national and local policies impacting on growth, skills and employment to support Devon's economic and wellbeing priorities and secure external funding to deliver these priorities.

Service Statistics and Other Information

Service/ Activity	Unit of Measurement	2019/20 Estimate	Change	2020/21 Estimate
Trading Standards (Shared Service)				
Business premises on Trading Standards database	No.	76,081	427	76,508
Programmed interventions at high priority premises	Percentage	100	0	100
Complaints and service requests	No.	15,975	(1,491)	14,484
Learn Devon				
Learn Devon - Enrolments	No.	8,500	(1,000)	7,500

Agenda Item 8

Communities, Public Health, Environment and Prosperity

Planning, Transportation and Environment

2019/20 Adjusted Budget £'000		Gross Expenditure £'000	Gross Income £'000	2020/21 Outturn Budget £'000	2020/21 Net Changes £'000
Environment Service					
501	Environment Policy	653	(139)	514	13
810	Flood Risk and Surface Water Management	817	0	817	7
432	Projects and Partnerships	484	(51)	433	1
1,743		1,954	(190)	1,764	21
Planning and Transportation					
545	Development Management	1,491	(1,014)	477	(68)
2,575	Planning and Transportation	2,895	(228)	2,667	92
3,120		4,386	(1,242)	3,144	24
Public and Community Transport					
9,266	National Concessionary Travel Scheme	9,483	(20)	9,463	197
3,973	Public Transport Support	5,602	(1,235)	4,367	394
2,115	TCS Fleet	3,018	(798)	2,220	105
1,514	Transport Co-Ordination Service	2,114	(586)	1,528	14
16,868		20,217	(2,639)	17,578	710
21,731		26,557	(4,071)	22,486	755

Analysis of changes:

£'000

Technical and Service changes

Inflation and National Living wage	604
Removal of one-off budget for licensing regulations of community transport	(150)
Funding for bus services previously paid under S106	351
	805

Savings Strategies

Increased recharging to capital programme	(50)
	(50)

Total	755
--------------	------------

Service Commentary

The Planning, Transportation and Environment service includes strategic infrastructure planning and statutory responses including development of the Education and Transport Plans and other strategic documents, such as the Waste and Minerals plans. Additionally services include development and delivery of large infrastructure projects including planning applications, consultations, overview of planning applications and delivery of projects to enhance the ecology, landscape, marine and historic environment of Devon, and progressing the carbon management agenda. The responsibility for planning schools infrastructure, sustainable travel and road safety resides in this team along with the flood and coastal risk management functions. The Transport Co-ordination team provide a range of public transport services including subsidised services, concessionary fares, fleet management and services to education and the NHS.

Service Statistics and Other Information

Service/ Activity	Unit of Measurement	2019/20 Estimate	Change	2020/21 Estimate
Planning, Transportation & Environment				
County Matter applications	No.	60	(20)	40
County Council development applications	No.	40	(10)	30
Sustainable drainage consultations for major development	No.	800	(300)	500
Land drainage consents	No.	55	20	75
Public Transport				
Local bus services contracts	No.	123	2	125
Ring and Ride community transport schemes	No. of schemes	16	0	16
Community buses	No.	9	0	9
Fare car supported taxi schemes	No. of schemes	7	0	7

Agenda Item 8

Communities, Public Health, Environment and Prosperity

Public Health

2019/20 Adjusted Budget £'000		Gross Expenditure £'000	Gross Income £'000	2020/21 Outturn Budget £'000	2020/21 Net Changes £'000
Public Health					
2,149	Children 5-19 Public Health Programmes	2,184	0	2,184	35
959	Comm Sfty, Violence Prvntn and Social Excl	964	0	964	5
58	Health At Work	59	0	59	1
113	Health Protection	116	0	116	3
8,097	Mandated 0-5 Children's Services	8,228	0	8,228	131
79	National Child Measurement Programme	80	0	80	1
458	NHS Health Check Programme	459	0	459	1
396	Obesity	630	(206)	424	28
526	Other Public Health	586	(37)	549	23
278	Physical Activity	182	0	182	(96)
288	Public Health Expert Advice	292	0	292	4
(27,508)	Public Health Income	0	(28,159)	(28,159)	(651)
134	Public Mental Health	290	(151)	139	5
6,227	Sexual Health	6,854	0	6,854	627
1,193	Smoking and Tobacco	1,159	0	1,159	(34)
5,430	Substance Misuse	5,470	0	5,470	40
1,123	Support Services	1,161	(161)	1,000	(123)
0		28,714	(28,714)	0	0

Analysis of changes:

£'000

Technical and Service Changes

0

Savings Strategies and Revised programmes

Public Health income - Public Health grant	(723)
Public Health income - Reduced secondment income	72
Children's service - Inflationary increases	166
Sexual Health - Legacy work	72
Sexual Health - Increased demand and inflationary pressures	287
Sexual Health - New duty for HIV prevention	268
Substance misuse - Net of increased demand and contract savings	40
Support Service - Reduced management and support cost	(123)
Various reduced demand and contract savings	(59)

0

Total

0

Service Commentary

Public Health is predominantly funded by a ring-fenced grant from the Department of Health.

From a commissioning perspective, there have only been two changes in 2019-20: Public health nursing services moved to Devon County Council's Children's Services from April 2019 and the "One Small Step" lifestyle advice service is now managed by a new provider, EveryoneHealth. Increasing demand for services funded by the public health ring-fenced grant continues to be a challenge.

Service Statistics and Other Information

Service/ Activity	Unit of Measurement	2019/20	Change	2020/21
		Estimate		Estimate
Local opiate clients in treatment	Individuals	1,235	55	1,290
Local non-opiate clients in treatment	Individuals	408	2	410
Local alcohol clients in treatment	Individuals	838	(138)	700
Genito-urinary medicine patients treated	Individuals	29,597	3,822	33,419
Contraception services accessed	Individuals	32,121	1,943	34,064

Corporate Services

How the 2020/21 Budget has been built up

	2019/20 Adjusted Budget	Changes	2020/21 Outturn Budget
	£'000	£'000	£'000
Chief Exec, HR, Legal and Communications	7,565	401	7,966
Cross Council Savings Strategies	(1,941)	1,691	(250)
Digital Transformation and Business Supprt	14,976	1,497	16,473
Organisational Development	844	341	1,185
Treasurer's Services	11,296	240	11,536
Total	32,740	4,170	36,910

Reasons for changes in Revenue Budget

£'000

Technical and Service Changes

Inflation and National Living Wage	1,136
Cessation of cross council savings strategies & corporate initiatives	1,844
Expansion of Digital Transformation service	804
Creation of permanent Organisational Transformation service	309
Other demographic, contract and service pressures	247
	<u>4,340</u>

Savings Strategies

Staffing reductions and turnover savings	(28)
Reduction in unfunded pension commitments	(142)
	<u>(170)</u>

Total	4,170
--------------	--------------

Analysis of Total Expenditure 2020/21

	Gross Expenditure	Grant and Contribution Income	External Income	Internal Income	Net Expenditure
	£'000	£'000	£'000	£'000	£'000
Chief Exec, HR, Legal and Communications	15,428	0	(5,006)	(2,456)	7,966
Cross Council Savings Strategies	(250)	0	0	0	(250)
Digital Transformation and Business Supprt	33,834	(8,901)	(4,696)	(3,764)	16,473
Organisational Development	1,211	0	0	(26)	1,185
Treasurer's Services	22,068	0	(8,239)	(2,293)	11,536
Total	72,291	(8,901)	(17,941)	(8,539)	36,910

The following services (which are not included above) are wholly self-funded and do not directly impact on Council Tax.

	Gross Expenditure	Grant and Contribution	External Income	Internal Income	Net Expenditure
Digital Transformation and Business Supprt					
ScoMIS	9,455	0	(2,486)	(6,969)	0
Treasurer's Services					
Devon Audit Partnership	1,637	0	(1,637)	0	0
Total	11,092	0	(4,123)	(6,969)	0
Grand total	83,383	(8,901)	(22,064)	(15,508)	36,910

Agenda Item 8

Corporate Services

Chief Executive, Human Resources, Legal and Communications

2019/20 Adjusted Budget £'000		Gross Expenditure £'000	Gross Income £'000	2020/21 Outturn Budget £'000	2020/21 Net Changes £'000
1,482	Coroners Service	1,539	0	1,539	57
	Human Resources				
74	Employee Services	2,358	(2,261)	97	23
234	Management and Strategy	318	(153)	165	(69)
979	Performance	1,062	(40)	1,022	43
1,012	Personnel Services Operations	2,217	(1,113)	1,104	92
2,299		5,955	(3,567)	2,388	89
1,360	Legal Services	2,716	(1,187)	1,529	169
1,099	Media, Marketing and Communications	1,422	(284)	1,138	39
	Other Services				
228	Corporate Management	303	(67)	236	8
1,830	Cost of Democracy	1,976	(95)	1,881	51
135	Local Authority Subscriptions	132	0	132	(3)
2,193		2,411	(162)	2,249	56
(868)	Registration Service	1,385	(2,262)	(877)	(9)
7,565		15,428	(7,462)	7,966	401

Analysis of changes:

£'000

Technical and Service Changes

Inflation and National Living Wage	261
Licence and support of new legal Case Management System	60
Senior Lawyer to support Adult Social Care	60
Other demographic, contract and service pressures	20
	401

Total Chief Executive, HR, Legal and Communications

401

Service Commentary

Chief Executive, Legal Services & Communications provides advice, information and support to staff and Members. In addition, it also provides for the Registration of Births, Deaths & Marriages, Her Majesty's Coroners Services, Democratic Services and Scrutiny.

There are a number of pressures affecting the service, not least the increasing demands for legal support in respect of childcare and safeguarding adults, financial pressures on the Coroners Service and a growing demand to develop an effective digital public information offer, to support greater self-service and help key service areas to reduce demand and deliver budget reduction targets.

The Human Resources team enables the Council to recruit, retain and develop staff with the right skills, experience and capacity to achieve the strategic purposes of the Council. The team supports the Authority by identifying any external developments that will impact on the workforce, such as employment related legislative changes. The HR Team also supports Leadership and Management development across the Council, and undertakes workforce planning to ensure that the Authority is equipped to meet future challenges from a staffing perspective. It co-ordinates the recruitment and development of Apprenticeships for the council, with 171 apprentices currently employed and 75 of those being existing staff undertaking apprenticeship qualifications. It ensures legal compliance for reporting requirements such as the Gender Pay Gap, and Trade Union Facility Time Funding for Data Transparency. In addition, consultancy support and advice is provided on the application of employment law, health and safety regulations and internal HR policies; administration of a payroll service; administration of a disclosure and barring service; co-ordination of recruitment campaigns; provision of a large pool of skilled office support workers available at short notice for temporary cover; provision of training and mediation services.

The drive to transform and change services continues to be acute at present and balancing those demands with the need to make significant budget savings, particularly within the HR Service, is the key pressure, as there are substantial demands for support from front-line services that are themselves undergoing significant organisational change. To enable the HR Service to meet these demands a new Human Resources Management System (HRMS) has been implemented. When the system is fully embedded, it will lead to greater efficiency through the provision of self-service, a reduction in paper-based processes and the availability of more accurate and timely management information which will enable further resource and focus on delivering transformational HR services to the organisation.

The HR Service is also closely involved in activities to support adult health and social care integration, through representation on a number of the workforce-related groups of the NHS/local authority Sustainable Transformation Programme (STP).

Agenda Item 8

Corporate Services

Service Statistics and Other Information

CHIEF EXECUTIVE, LEGAL AND COMMUNICATIONS

	Unit of Measurement	2017/18 actual	Change	2018/19 * actual
Coroners Service				
Caseload	No.	2,833	(236)	2,597
Total inquests opened	No.	339	19	358
Natural deaths reported with a Post Mortem	No.	597	68	665
Registration Service				
Certificates issued	No.	70,327	(3,649)	66,678

* Latest figures available

	Unit of Measurement	2019/20 estimates	Change	2020/21 estimates
HUMAN RESOURCES				
Apprentices employed	No.	160	40	200
Payslips p.a	No.	231,000	(11,000)	220,000
DBS checks processed p.a	No.	21,800	(800)	21,000
Answered calls to HR Direct p.a	No.	9,000	0	9,000
Answered calls to Payroll p.a	No.	30,000	(10,000)	20,000
Answered calls to Recruitment p.a	No.	11,700	3,300	15,000

Cross Council Savings Strategies

2019/20 Adjusted Budget £'000	Gross Expenditure £'000	Gross Income £'000	2020/21 Outturn Budget £'000	2020/21 Net Changes £'000
(1,941) Cross Council Savings Strategies	(250)	0	(250)	1,691
(1,941)	(250)	0	(250)	1,691

Analysis of changes: **£'000**

Technical and Service Changes

Review of business support functions ceased	1,691
	<u>1,691</u>

Total	1,691
--------------	--------------

Service Commentary

This budget comprises of £250,000 in respect of savings that whilst led by Corporate Services (Procurement) will be delivered across the Council.

In recognition of the improving financial outlook for the Authority, £1.691 millions of savings plans included in the 2019/20 budget but not instigated, have been removed from 2020/21

Digital Transformation & Business Support

2019/20 Adjusted Budget £'000		Gross Expenditure £'000	Gross Income £'000	2020/21 Outturn Budget £'000	2020/21 Net Changes £'000
Business Infrastructure					
4,899	Business Services and Support	7,078	(1,801)	5,277	378
564	Customer Relations	739	(156)	583	19
2,493	Facilities Management	4,589	(2,054)	2,535	42
(6,507)	Private Finance Initiatives	2,262	(8,874)	(6,612)	(105)
1,449		14,668	(12,885)	1,783	334
Estates					
1,510	Building Maintenance	1,552	(13)	1,539	29
1,070	Corporate Estates	1,485	(326)	1,159	89
(464)	Farms	700	(1,164)	(464)	0
2,116		3,737	(1,503)	2,234	118
ICT					
1,464	Customer Service Centre	1,505	(13)	1,492	28
8,928	ICT	11,909	(1,995)	9,914	986
10,392		13,414	(2,008)	11,406	1,014
1,019	Procurement	2,015	(965)	1,050	31
14,976		33,834	(17,361)	16,473	1,497

Analysis of changes:

£'000

Technical and Service Changes

Inflation and National Living Wage	598
Expansion of Digital Transformation service	804
Cessation of corporate initiatives	123
	<u>1,525</u>

Savings requirements

Staffing reductions and turnover savings	(28)
	<u>(28)</u>

Total	1,497
--------------	--------------

Service Commentary

The Digital Transformation and Business Support Service must lead and drive the digital transformation agenda. As such a primary focus of the service is to develop a digital platform which will enable a series of digital solutions to be developed that will enable citizens and staff to do business with the Council in a modern digital way that primarily is of benefit to them. The Digital Lives strategy continues to develop a key leadership role in providing opportunities to increase digital skills within the community and within our workforce.

The services are critical for the smooth running of the County Council, enabling all of us to work more efficiently; is fundamental to ensuring that the County Council's key resources are prioritised to meet organisational demand and ensuring that the County Council's statutory and legislative responsibilities are both supported and discharged.

As such it covers a range of functions that are critical to supporting frontline service delivery including Information and Communications Technology, Property Asset Strategy, Procurement Services, Land and Property Management (including the County Farms Estate), Facilities management, Business Support (both Front line and back office support), Customer Services Centre, Customer Relations, Information Governance, Digital Transformation and Cyber Security.

In terms of pressures, the key challenge is to ensure efficient and effective service delivery to all front-line services, despite ever increasing demands being placed on Digital Transformation and Business Support from all services within the Council. The growth in demand from Childrens Services and Adults Social Care is having a direct impact across a range of services such as business support, ICT, Procurement and property. The potential for further insourcing of services would only increase these pressures.

The Service must be developed and evolved to ensure they meet the changing shape of the Council, and to ensure the Council has a robust and secure foundation on which to operate, whilst also contributing to the Council's Budget reduction programme.

Service Statistics and Other Information

DIGITAL TRANSFORMATION AND BUSINESS SUPPORT

	Unit of Measurement	2019/20 estimates	Change	2020/21 estimates
Property				
DCC owned operational properties (including schools)	No.	470	(9)	461
The estate valuation based on depreciated replacement costs or market value, (excluding Church Schools)	£m	561	18	579
County Farms Estate				
No of Farms	No.	65	0	65
Total acreage	Acres	9,583	(28)	9,555
IT Infrastructure				
Managed Desktops	No.	5,104	472	5,576
Networked Sites	No.	199	(12)	187
User accounts (DCC IT systems)	No.	5,454	219	5,673

Organisational Development

2019/20 Adjusted Budget £'000	Gross Expenditure £'000	Gross Income £'000	2020/21 Outturn Budget £'000	2020/21 Net Changes £'000
844 Organisational Development	1,211	(26)	1,185	341
844	1,211	(26)	1,185	341

Analysis of changes:

£'000

Technical and Service Changes

Inflation and National Living Wage	22
Contribution to Heart of the South West	10
Creation of permanent Organisational Transformation service	309
	341

Total	341
--------------	------------

Service Commentary

Organisational Development is leading the transformation of the services that the Council and partners provide. The Transformation and Policy Teams supports Members and leaders to create a Devon where everyone can live their life well. It is supporting decision-making based on knowledge of what matters, and is important to, citizens; while enabling decision-makers to have a better understanding of how whole systems operate in order to fulfil the strategic purposes of the Council.

Treasurer's Services

2019/20 Adjusted Budget £'000		Gross Expenditure £'000	Gross Income £'000	2020/21 Outturn Budget £'000	2020/21 Net Changes £'000
Other Services					
152	Bank Charges	149	0	149	(3)
82	External Audit	85	0	85	3
4,677	Unfunded Pensions	7,696	(3,074)	4,622	(55)
4,911		7,930	(3,074)	4,856	(55)
Treasurer's Services					
2,857	Accountancy Services	4,050	(1,113)	2,937	80
587	Corporate Management and Commissioning	1,547	(960)	587	0
1,499	Financial Systems, Processes and Compliance	6,749	(5,083)	1,666	167
1,442	Strategic Financial Planning	1,792	(302)	1,490	48
6,385		14,138	(7,458)	6,680	295
11,296		22,068	(10,532)	11,536	240

Analysis of changes:

£'000

Technical and Service Changes

Inflation and National Living Wage	255
Increased workload in Court of Protection service	97
Reinstating Payroll Compliance post	30
	<u>382</u>

Savings requirements

Reduction in unfunded pension commitments	(142)
	<u>(142)</u>

Total	240
--------------	------------

Service Commentary

The Treasurer provides financial advice and support to Members and to Adult Care and Health, Children's Services, Community, Health, Environment and Prosperity, Highways, Infrastructure and Waste as well as Corporate Services. In addition, it oversees a range of other services, including audit, bank charges and competition whilst also managing the Devon Local Government Pension Scheme.

In terms of pressures, the most significant of these is managing continuing uncertainty at a time when there are increasing demands for financial support and advice from front-line services. Treasurer's Services continue to try and work in a smarter way by further developing existing forecasting and reporting and purchasing and payments systems.

Exchequer Services and the wider Authority are expected to see an increase in efficiency and an enhanced customer experience following the implementation of a digital Payment Gateway. The gateway benefits include new on-line payment forms, automated telephone payments, income management and bank reconciliation software, together with access to the latest scanning technology.

Service Statistics and Other Information

TREASURER'S SERVICES

	Unit of Measurement	2019/20 estimates	Change	2020/21 estimates
Debtors raised p.a.	No.	120,000	(5,000)	115,000
Invoices paid p.a.	No.	389,000	1,000	390,000
Proportion paid using BACS	Percentage	100	(3)	97

Agenda Item 8

Highways, Infrastructure Development and Waste

Highways, Infrastructure Development and Waste

How the 2020/21 Budget has been built up

	2019/20 Adjusted Budget	Changes	2020/21 Outturn Budget
	£'000	£'000	£'000
Highways and Traffic Management	26,059	2,585	28,644
Infrastructure Development and Waste	28,659	205	28,864
Total	54,718	2,790	57,508

	Change £' 000
Reasons for changes in Revenue Budget	
Technical and Service Changes	
Inflation	2,189
Waste Services demographic and contract pressures	51
Additional funding to alleviate Highways network drainage issues	1,000
Review of Highways income	500
	<u>3,740</u>
Savings Requirements	
Efficiencies in winter operations	(200)
Savings achieved from reductions in waste disposal	(420)
Impact of anticipated further reductions in Waste tonnages	(330)
	<u>(950)</u>
Total	2,790

Agenda Item 8

Highways, Infrastructure Development and Waste

Analysis of Total Expenditure for 2020/21

	Gross Expenditure	Grant and Contribution Income	External Income	Internal Income	Net Expenditure
	£'000	£'000	£'000	£'000	£'000
Highways and Traffic Management	31,658	(118)	(1,596)	(1,300)	28,644
Infrastructure Development and Waste	33,871	0	(4,243)	(764)	28,864
Total	65,529	(118)	(5,839)	(2,064)	57,508

The following services (which are not included above) are wholly self-funded and do not directly impact on Council Tax.

	Gross Expenditure	Grant and Contribution Income	External Income	Internal Income	Net Expenditure
	£'000	£'000	£'000	£'000	£'000
Highways and Traffic Management					
Highways Permit Scheme	647	0	(647)	0	0
On Street Parking	7,071	(112)	(6,958)	(1)	0
Infrastructure Development and Waste					
Ecowaste4Food Euro Project	10	(9)	0	(1)	0
Total	7,728	(121)	(7,605)	(2)	0
Grand total	73,257	(239)	(13,444)	(2,066)	57,508

Agenda Item 8

Highways, Infrastructure Development and Waste

Highways and Traffic Management

2019/20 Adjusted Budget £'000		Gross Expenditure £'000	Gross Income £'000	2020/21 Outturn Budget £'000	2020/21 Net Changes £'000
Highway Maintenance					
2,567	Cyclic Maintenance	3,657	(2)	3,655	1,088
4,104	Highway Lighting	4,507	(30)	4,477	373
592	Maintenance of Public Rights of Way	648	(36)	612	20
34	Other Highway Services	167	(133)	34	0
511	Retaining Walls and Bridges	536	(8)	528	17
2,968	Routine Maintenance	3,100	(30)	3,070	102
6,399	Safety Reaction	6,711	(93)	6,618	219
3,960	Winter and Emergencies	3,945	(60)	3,885	(75)
21,135		23,271	(392)	22,879	1,744
Highway Network Management					
4,920	Highway Network Management	8,172	(2,411)	5,761	841
4	Management and Support	215	(211)	4	0
4,924		8,387	(2,622)	5,765	841
26,059		31,658	(3,014)	28,644	2,585

Analysis of Changes:

£'000

Technical and Service changes

Inflation

1,285

Additional funding to alleviate Highways network drainage issues

1,000

Review of income

500

2,785

Savings Strategies

Efficiencies in winter operations

(200)

(200)

Total

2,585

Service Commentary

The purpose of the Highways and Traffic Management services is to maintain, improve and operate the existing local highway and public rights of way networks. The service is driving efficiency in the way it works, managing demand and enabling community self-help. The service prioritises safety and meeting the travel needs of businesses, communities and individuals.

To cope with reducing budgets, the service adopts asset management principles to identify priority needs and to focus the available funding on reducing whole life maintenance costs, for example by delivering preventative maintenance rather than repairing roads on a worst first basis. The main road network is being maintained in a good condition, however, parts of the minor road network are not holding up so well and some minor roads will continue to deteriorate. Such roads will be kept safe by repairing defects in accordance with adopted policy.

The service works in a collaborative way with its contractors, communities and individuals. This should enable Devon to maximise Government capital funding. Service discipline on spending enables the service to respond to in-year changes and pressures due, for example, to extreme weather events.

Service Statistics and Other Information

Service/ Activity	Unit of Measurement	2019/20 Estimate	Change	2020/21 Estimate
Size of Network	Km	12,915	51	12,966
Bridges	No.	3,321	19	3,340
Structural retaining walls (>1.35m height)	No.	1,613	75	1,688
Structural retaining walls (>1.35m height)	Km	123	2	125
Street lights total	No.	78,728	1,016	79,744
Street lights to have been converted to part night lighting	No.	50,613	496	51,109
Rights of way	Km	5,000	11	5,011
Strategic road salted after route optimisation	Km	2,664	0	2,664
Illuminated road markings and signs	No.	10,174	0	10,174
Gullies emptied	No.	130,000	5,000	135,000
Total grass area cut	m ²	1 million	0.25 million	1.25 million
Surface dressed	Km	328	(94)	234
Resurfacing / reconstruction	Km	66	60	126

Agenda Item 8

Highways, Infrastructure Development and Waste

Infrastructure Development and Waste Management

2019/20 Adjusted Budget £'000		Gross Expenditure £'000	Gross Income £'000	2020/21 Outturn Budget £'000	2020/21 Net Changes £'000
Infrastructure Development					
196	Compliance Surveys - School Buildings	196	0	196	0
(315)	Engineering and Design Group	447	(762)	(315)	0
83	Schools Estates Work	83	0	83	0
(36)		726	(762)	(36)	0
Waste Disposal and Recycling					
14,392	Disposal of Statutory Waste	19,358	(3,966)	15,392	1,000
2,367	Landfill Tax on Disposal	1,412	0	1,412	(955)
323	Other Site Related Costs	325	(2)	323	0
6,135	Recycling Centres	6,178	(8)	6,170	35
4,522	Recycling Credits	4,653	0	4,653	131
777	Waste Management	811	(2)	809	32
179	Waste Minimisation Activities	408	(267)	141	(38)
28,695		33,145	(4,245)	28,900	205
28,659		33,871	(5,007)	28,864	205

Analysis of changes:

£'000

Technical and Service changes

Inflation	904
Waste demographic and contract pressures	51
	<u>955</u>

Savings Strategies

Savings achieved from reductions in waste disposal	(420)
Impact of anticipated further reductions in waste tonnages	(330)
	<u>(750)</u>

Total	205
--------------	------------

Service Commentary

The purpose of Infrastructure Development is to deliver the County Council's Capital Programme. The Service provides technical engineering consultancy services. The Group is the Authority's intelligent client for the procurement of construction contracts and is focussed on driving efficiency and providing a flexible and responsive service to meet the needs of the council.

The Waste Management service is responsible for the disposal of local authority collected waste. The service supports and enables waste prevention activity, manages waste contracts for recycling, treatment and disposal, provides new waste infrastructure and manages redundant landfill sites. The service works with Waste Collection Authorities to join up waste collection and waste disposal where possible. Following completion of the Brynsworthy Waste Acceptance facility in February 2019, less than 5% of Devon's residual household waste is now disposed of at landfill sites.

Waste tonnage is extremely volatile and sensitive to both economic and demographic factors and needs to be closely monitored as growth in this area could have a significant impact on the budget. Tonnages have fallen over recent years and a continuation of this trend is expected to deliver further savings during 2020/21, although this cannot be guaranteed. Moving away from mixed organic waste collections to separately collected food and garden waste will deliver additional treatment savings.

Service Statistics and Other Information

Service/ Activity	Unit of Measurement	2019/20 Estimate	Change	2020/21 Estimate
Municipal waste disposal to landfill	Tonnes	15,000	(2,750)	12,250
Municipal waste recycled (excl. soil & rubble)	Tonnes	216,000	0	216,000
Trade Waste - rechargeable income	Tonnes	14,000	0	14,000
Exeter Energy from Waste	Tonnes	60,000	0	60,000
Plymouth Energy from Waste	Tonnes (approx)	54,500	479	54,979
Recycling, reusing and composting	Percentage	55.0	0	55.0
Recycling centres provided	No.	19	0	19
Landfill sites after care	No.	55	0	55

Agenda Item 8

Fees and Charges

Introduction

Income budgets include the impact of increases in some fees and charges. Most of these are small increases that in line with previous practice will be approved by the appropriate Cabinet Member.

This report identifies new fees and charges included within the 2020/21 revenue budgets. It is proposed that changes to existing charges are set by cabinet member delegation, as in previous years.

Significant changes or new charges within Adult Services will be subject to formal consultation and are not included within this report.

Highways and Traffic Management

It is proposed that new charges are introduced for resident and business parking permits.

Explanation of Service	Proposed Charge 2020/21
Business Parking Permits	
Daily Trade Permit - permission to park on restricted roads while carrying out works	£5 for 1 calendar day £25 for 7 calendar days
Parking Waiver application - for exemption for certain parking restrictions	£10 for 1 calendar day £30 for 7 calendar days

Medium Term Financial Strategy 2020/21 – 2023/24

Introduction

2019/20 is the last year of the four-year Local Government Financial Settlement. 2020/21 was expected to be the first year of a new multi-year settlement that would contain the outcome of the Fairer Funding Review, the Business Rates reset and 75% or 100% Business Rates Retention. Brexit and the national political turmoil have meant our reality is somewhat different to this.

In September the Chancellor, Sajid Javid, announced a one-year Spending Round that was badged as a 'Roll-forward' for Local Government. Some additional funding for Local Government was proposed including the SR19 Social Care Support Grant, Schools funding and SEND High Needs Block with most other funding either remaining at 2019/20 levels or increasing in line with the Consumer Price Index (CPI). The Fairer Funding Review along with both the Business Rates reset and Retention plans have not been completed or implemented.

As noted within the Revenue Budget Overview section the 2020/21 Provisional Settlement is the first since austerity began in 2010 that the County Council has not suffered a reduction in its Core Funding. Although this is very welcome a one-year settlement does nothing to alleviate the ongoing uncertainty over funding levels. Local Government cannot plan effectively with this level of short-termism.

The Medium Term Financial Strategy can, at this time, do little more than seek to ensure the authority is as financially resilient and flexible as it can be.

Funding

Core Funding

The Council's core funding consists of:

- Revenue Support Grant (RSG) – a general grant from Central Government;
- Business Rates Retention Scheme Local Element – 9% of the Business Rates paid by businesses in Devon that is collected by the District and City Councils; and
- Business Rates Retention Scheme Top-Up – 50% of the Business Rates paid by businesses in Devon, along with a Tariff is passed by the District Councils to Central Government. Central Government redistribute these sums to authorities based on a Government assessment of need.

In 2016 the Government announced the Core Funding that the authority would receive for the four years up to and including 2019/20. Although this included significant reductions in our level of funding it did allow the authority to plan as effectively as it could for those reductions.

It was hoped that 2020/21 would be the first year of a new multi-year settlement but that is not the case. Rather than undertaking a Comprehensive Spending Review in 2019 the government instead published a one-year Spending Round. This has translated into a one-year Provisional Settlement with no information at all on Core Funding past 2020/21.

Revenue Support Grant (RSG) was once the main Central Government funding to Local Government but for the County Council was reduced to almost nil in 2019/20. There has been concern for several years that the authority's RSG would reduce to zero in 2020/21

Agenda Item 8

or could even become negative. This has not happened and the decline in RSG has, at least for one year, been halted.

All elements of Core Funding will increase by CPI in 2020/21 but there is no indication of Government plans beyond this.

The level of uncertainty around the level of future funding the Authority can expect means that the MTFS is based on assumptions. The MTFS assumes that the halting of the decline in Core Funding is permanent and will continue to increase in line with inflation year on year. It is impossible to gauge if this is too optimistic or too pessimistic even but seems reasonable and prudent in the current climate.

Fairer Funding Review

Government made a commitment in 2016 to review local government funding and to create a system which reflects modern needs. Its fairer funding review was to seek to:

- Set new funding baselines for local authorities in England;
- Replace the current methodology which is considered out-of-date and complex;
- Design a new 'relative needs assessment' methodology by considering factors that drive the costs of service delivery and how to put these together analytically into new funding formulas; and
- Consider how to make a fair adjustment for 'relative resources' (e.g. council tax), and how to transition to new allocations quickly.

A national technical steering group and several sub-groups were established to provide information and expert advice to support the Local Government Association and the Ministry of Housing, Communities and Local Government (MHCLG) in advising Ministers on the setting up and implementation of the new system.

Central Government issued a consultation paper in December 2017 on relative needs and issued another consultation in December 2018 on a number of outstanding issues that needed to be settled.

However, since this time the Review has stalled. The Government had intended to introduce the outcome of the Review as part of the 2020/21 local government finance settlement, but we now know this did not happen.

The future of the Review is uncertain, but it is hoped that Government can find capacity and willingness to complete the Review and formulate a new funding programme for Local Government that is fair, equitable and more importantly sufficient.

Due to uncertainty and lack of information the Medium Term Financial Strategy can take no account of the Review.

Business Rates Retention (BRR) Reform

Sometime ago the government stated its intention for there to be a reset of current Business Rates and a move to 75% local retention from April 2020. As part of this process, the government has been reviewing the components of the business rates system, both individually and in aggregate, and the role the system can play in continuing to provide an incentive for local authorities to grow the business rates in their area while minimising complexity.

As with the Fairer Funding Review this work has stalled and has not been implemented as part of the 2020/21 Settlement but it is hoped that the work will be resurrected, and the changes implemented at some future point.

The Medium Term Financial Strategy can do nothing but assume the current 50% Business Rate Retention Scheme continues.

Council Tax

There has been in place for some years legislation that prevents Local Authorities from increasing Council Tax by more than a specified limit without seeking approval from residents via a referendum. The limit is set by Central Government annually, for 2020/21 it has been set at 2%. The MTFS takes a prudent view and assumes that the referendum limit will remain at 2%.

The other important factor in relation to Council Tax is the growth in the Council Tax Base. In 2020/21 the Tax Base increased by 1.3%. The MTFS assumes an annual increase of 1% in the base (a reduction of 0.5% on previous assumptions in the MTFS).

At current council tax levels a change in council tax base of 0.5% equates to £2 millions of council tax income.

Adult Social Care Precept

The Local Government Settlement for 2020/21 has given powers for Local Authorities with Adult Social Care responsibilities to raise Council Tax above the referendum limit by up to 2%. The income generated by this is ring-fenced specifically for Adult Social Care.

There is no information on whether this power will be extended beyond 2020/21 and the MTFS therefore assumes that there won't be any further Adult Social Care precept increases in future years.

Improved Better Care Fund Grant

The Improved Better Care Fund grant is distributed to authorities with Social Care responsibilities based on a formula that takes into account need and Council Tax raising ability.

As part of the Chancellors Spring Budget back in March 2017, further funding for authorities with Adult Social Care responsibilities was announced. This took the form of an additional Improved Better Care Fund Grant.

The Government requires both of these grants to be pooled in the Better Care Fund but used for Adult Social Care purposes. This means that decisions on how the money is spent are made jointly with the NHS Clinical Commissioning Group (CCG) in Devon. The Government has set out detailed improvements it expects to see including targets in relation to Delayed Transfers of Care (DToC). Indications are that if targets are not met then grants could be reduced or direction imposed on how they are to be spent.

For 2020/21 the Government has announced that the original Improved Better Care Fund Grant will continue along with the year 3 element of the Additional Improved Better Care Fund Grant. The Winter Pressures Grant has also been rolled into this funding stream.

The table below sets out the value of the three grant elements:

	2017/18	2018/19	2019/20	2020/21	2021/22 & future years
	£m	£m	£m	£m	£m
Original Improved Better Care Fund	0.2	10.2	19.7	19.7	19.7
Additional Improved Better Care Fund	15.2	10.2	5.0	5.0	5.0
Winter Pressures	0.0	0.0	3.6	3.6	3.6
Total	15.4	20.4	28.3	28.3	28.3

Agenda Item 8

No announcement has yet been made on the level of grant the authority can expect beyond 2020/21; the MTFS assumes the grant ongoing at £28 millions, but this is far from certain.

Spending and Balancing the Budget

Pressures, Savings and Efficiencies

The reduction in the authority's core funding since 2010 coupled with increasing price and demand pressures, particularly in Social Care, makes the balancing of the budget very difficult.

The service budgets on pages 35 to 85 details the pressures and savings within the 2020/21 budget. We will not replicate them here but will pick up on some of the key headlines that impact not only 2020/21 but into the medium term.

This budget recognises continuing financial pressure in Adult Care and Health with additional investment of £28.8 millions to fund current and forecasted pressures. Adult Care and Health services plan to make savings of £5.1 millions, and therefore the overall net increase in the budget is £23.7 millions, a 10.0% increase compared to the 2019/20 net budget.

There are three core cost drivers in Adult Social Care:

- Demand - the number of packages of care can be volatile in a number of areas. Learning disability services (including autism) have seen significant growth in activity over recent years and continue to be under pressure going forward, particularly as children in care transition to adulthood. Devon has an above average elderly population when compared nationally, which is forecast to continue increasing and therefore could risk additional pressure on services. The 2020/21 budget has been planned on the basis of the most recent volume data available at the time of preparation, with estimates made for anticipated growth in demand for services next year and the effects of planned savings strategies.
- Cost of care - the unit cost for packages of care is generally continuing an upward trajectory (having increased by about 8% over the last year) but can be volatile and is dependent on market conditions. On 30th December 2019 Government announced that the National Living Wage (NLW) will increase by 6.2% in April. NLW is the principal driver of price inflation in the care markets because it impacts directly on the price of labour. In Devon, NLW is now estimated to add about £9.4 millions to the cost of adult social care packages in 2020/21. Workforce recruitment and retention (both for social workers and in the care provider markets) continues to be a risk because a shortage of care workers drives up unit costs of care packages. The possibility of a 'no deal' Brexit at the end of 2020 and uncertainty regarding the structure of a future UK immigration policy scale are risks which may exacerbate problems with the labour supply. The latest average unit rates (uplifted for inflation) have been used during budget planning.
- Acuity and Complexity - the acuity (intensity of support required) and complexity (number of conditions impacting on individuals) is increasing with our ageing population. This means that the support needed for each individual is (on average) greater year on year. As an example of this the average personal care package in the last year has increased from 10 to 12 hours per week.

In Children's Social Care one of the greatest pressures continues to be the rising cost of residential and supported accommodation for looked after children. This is largely driven by the ongoing lack of sufficiency in the market at local and national levels, particularly for those meeting the increasingly complex needs of children and adolescents.

The number of looked after children rose sharply in the early part of 2019 reflecting national trends but has since stabilised. In recognition of this and other changes in the types of packages of care children and young people need access to, across the service £2.5 millions has been provided in the budget to meet growth in demand in addition to £2.4 millions for inflationary pressures. An additional £1.4 millions has been allocated for short breaks and community-based packages for disabled children to better meet increasing demand and complexity.

Transitions into adulthood can be a major challenge for young people and their families. Investment of £247,000 has been provided to fund an additional team of social workers who will ensure effective and timely intervention for all young people who will need support, including those with autistic spectrum conditions and complex needs, so that they are supported to be independent, resilient and thrive into adulthood.

The Public Health Nursing Service transferred into DCC's Children's Services in April 2019. The service is funded by Public Health Grant of £10.1 millions and other income of £400,000.

A national shortfall in trained Health Visitors and School Nurses and the non-filling of vacancies has resulted in high case-loads that exceed national guidance. The budget for 2020/21 allows for additional funding of £1 million to increase front line capacity to meet demand. The Service is actively recruiting to the vacant posts which are critical to the delivery of an effective Public Health Nursing service across Devon. Better use of IT and accommodation will also ensure the service is fit for purpose.

During 2019/20 it is proving very difficult to contain the costs of SEND within the High Needs Block funding being received from Government. The current projection is an overspend of £21.5 millions and when the 2020/21 projected funding shortfall of £23.8 millions is added to this the cumulative deficit is over £45 millions. Department of Education procedures will require the authority to submit to them a recovery plan at the end of the current financial year; the plan will need to set out the authority's strategy to recover the deficit within the DSG in future years. To facilitate this, the balance to be recovered will be held on the Balance Sheet effectively as a negative reserve, that should, in theory, reduce over time. This is a very important issue and more information is provided on page 96.

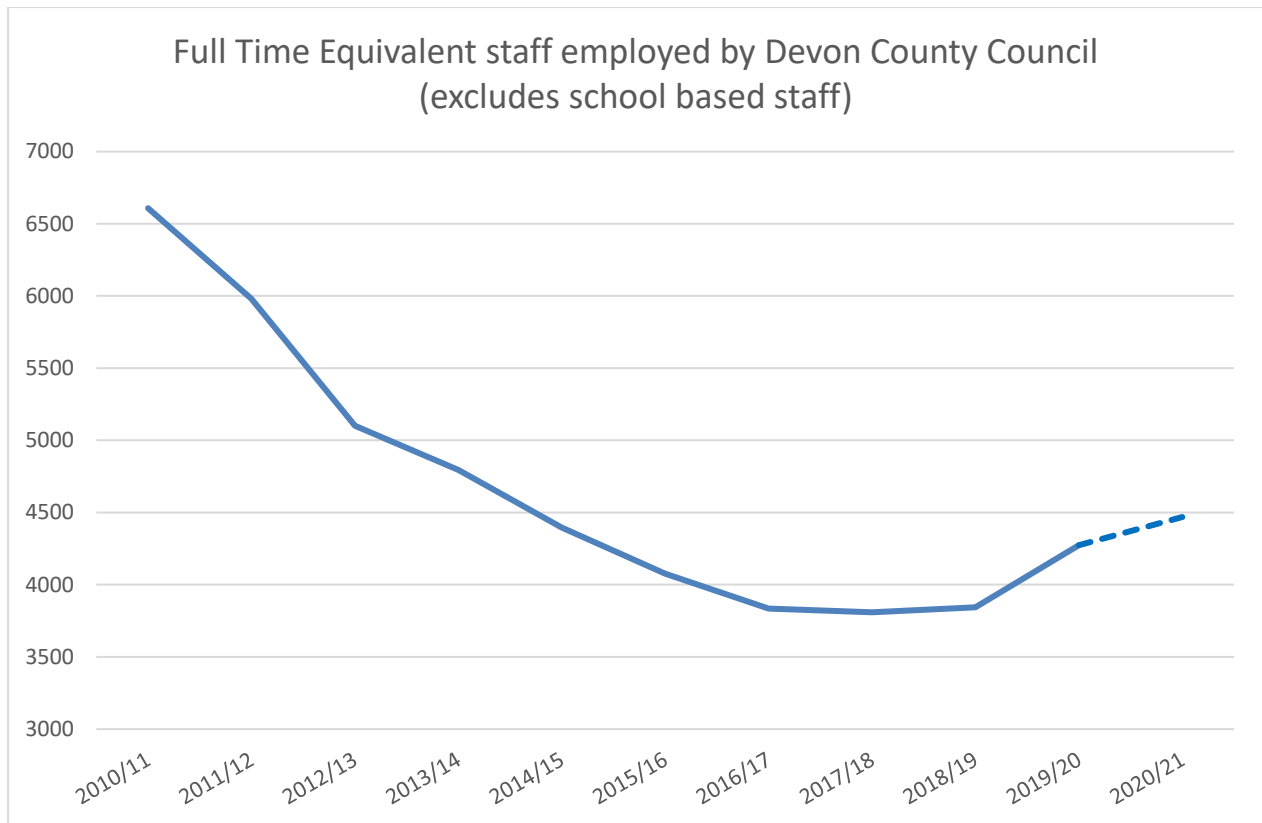
The following table sets out the savings required to balance the budgets in 2020/21 and into the medium term. As discussed earlier, there is however significant uncertainty over funding for Local Government after 2020/21 so these figures are very much a best estimate and will need to be refreshed as the Government's intentions crystallise.

The savings of £7.5 millions identified in 2020/21 take the total level of savings for the Authority since 2010 to just over £272 millions. Further savings from 2021/22 are needed to address the pressures on services and the uncertainties in future funding.

	2020/21 £000	2021/22 £000	2022/23 £000	2023/24 £000
Savings Required	(7,499)	(17,788)	(13,143)	(15,105)
Savings Identified	(7,499)	(1,364)	0	0
Savings to be Found	0	(16,424)	(13,143)	(15,105)

Since 2010 there has been a reduction in the numbers of full-time equivalent staff (FTE) employed by the County Council (excluding schools based staff) from 6,608 in 2010/11 to 3,809 in 2017/18.

Agenda Item 8



In 2019/20 this trend reversed, and FTEs increased by 431. In 2020/21 it looks like this trend will continue and staff numbers are forecast to increase by 144 predominantly due to insourcing within Social Care and grant funded posts.

Pension Fund Valuation

The Triennial Valuation of the Devon Pension Fund as at 31 March 2019 was undertaken by the Fund Actuary during 2019/20, with the result that Devon County Council's funding position improved from 80.5% to 86.7%. The Triennial Valuation sets the contribution rates for employers, including Devon County Council, for the next three years – 2020/21, 2021/22 and 2022/23.

The total contribution rates payable by employers consists of two elements, the primary rate and the secondary rate. The primary rate is the anticipated cost of the pension rights that employees will accrue each year in the future. The primary rate, or future service rate is expressed as a percentage (%) of pensionable payroll. The Actuary has used a more prudent discount rate to assess liabilities compared to the previous 2016 valuation, and as a result the primary rate for 2020/21 and the following two years has increased from 15.1% to 17.0%. The secondary rate, or deficit recovery rate arises where the cost of pension rights that have already been accrued turn out to be higher than expected, resulting in a deficit, and is set as a cash figure. As a result of the Council's improved funding level, the deficit amount for 2020/21 and the following two years has reduced compared with 2019/20. This means that taking the primary and secondary rates together the overall employer contributions payable by the Council will be broadly the same over the next three years as in 2019/20.

The Pension Fund has made available, to all employers, the option to make an advance payment of three years' deficit contributions, in return employers will receive a 4.5% discount on the payment required. It is therefore proposed to pay £32 millions into the Pension Fund during April 2020, representing the total deficit contributions set for the

Council for the next three years, less the discount. This will result in a saving of £0.5 million in each of the next three years.

Our Approach

The MTFS seeks to ensure the authority is as flexible and resilient as it can be to enable it to cope with the unprecedented level of uncertainty around funding coupled with significant demand and price pressures. This section sets out what the authority is doing to innovate and work with others to put ourselves in the strongest position we can to cope with the uncertainty we face.

Doing What Matters for the People of Devon

The work emerging from our organisational change approach, 'Doing What Matters', is playing a pivotal role in helping the authority to transform the way it works, understand drivers of cost, and develop our ambition to be a learning organisation.

By challenging the way we think, testing our assumptions, and understanding what life really feels like for people in Devon, we are unlocking the potential to work differently with our partners and citizens to improve outcomes for the people of Devon.

Connecting with colleagues across Devon County Council and seeking to understand the processes and systems in place, we are identifying some areas of duplication, complexity and misunderstanding that are being challenged to change.

We will use this understanding to work alongside our finance colleagues to develop innovative, business solutions and drive transformation that creates, adds and enables value for the organisation and for citizens.

Important to the success of the approach are the behaviours of our present and future leaders within the Council. We are investing in their development through a programme that supports them with their thinking, behaviours, and positive, inclusive approach to leadership.

This investment, and an understanding that colleagues are empowered to make a lasting contribution to the direction of the organisation based on their experiences, professionalism and insights, will help to create a culture of learning, increase morale and lead to a more productive workforce.

And by sharing this learning across Devon County Council, we will be able to grow our capacity, strengthen relationships with colleagues, partners and communities and help create a Devon where everyone can live their life well.

Better Care Fund & Pooled Budgets

The Better Care Fund was first introduced in April 2015 and enables the local authority and the Clinical Commissioning Group (CCG) to pool budgets in support of an integrated spending plan that focuses on people-centred solutions and removes organisational boundaries and siloed funding streams. It is the most significant financial vehicle that national government uses to promote the integration of health and social care as part of its national policy agenda. The Devon pooled budget currently amounts to £101.97 millions and is hosted by the Council. The Council along with its CCG partner is committed to further integration of budgets where this achieves better outcomes for its residents and has the scope to deliver efficiency savings for the local health and social care economy. In the spring budget 2017 the government announced additional monies for adult social care branded as the iBCF and this is subject to the same arrangements as the original BCF. In October 2019 it was also announced that the funding previously

Agenda Item 8

earmarked specifically for winter pressures would be added to the iBCF funding for 2020/21.

The BCF and the iBCF funding continues with four national conditions that must be met for the plan to be agreed nationally:

- The plan must be jointly agreed between the council and the CCGs;
- The CCG financial contribution to social care must be agreed. In Devon this is currently £13.5 millions;
- There must be agreement to invest in NHS commissioned out of hospital services; and
- There must be a plan to manage transfers of care across the health and care system.

In addition, the plan remains with four performance indicators (metrics) that are measured and reported each quarter to national regulators:

- Reduction in unplanned (non-elective) admissions;
- Rate of admissions to residential and nursing care;
- Reablement success – the proportion of older people (65+) who were still at home 91 days after discharge from hospital; and
- Delayed Transfers of Care (DTOC).

Improving DTOC rates continues to be a significant priority nationally with each area being closely monitored on performance. We need to comply with the national conditions and meet ongoing performance targets as part of national monitoring of performance.

Moving towards a Digital Devon

Digital technology is increasingly important in all our lives and is transforming the way we all work, communicate and do business. We want to be an innovative and creative council at the forefront of technological development so that we can help make life easier and more convenient for everyone we come into contact with. Developing Digital solutions is a key enabler for saving strategies and ensuring the Council can operate in a modern and efficient way to meet customer expectations. Digital technologies and processes touch every part of our organisation and the work that we do for our communities.

Our digital principles guide the way we work:

- Get close to the customer;
- Understand the problem that needs to be solved, in context;
- Use digital tools when they are appropriate; and
- Build, test, listen and improve digital solutions ensuring the purpose, impact and value are understood.

The key themes and priorities for the digital journey include:

- **Connectivity & Infrastructure** - Enabling digital inclusion for all communities, helping them live their lives well, and supporting business and economic growth;
- **Skills & Knowledge** - Helping people and communities benefit from connectivity through training, support and awareness and developing a skilled and digitally knowledgeable local workforce;

- **Democracy & Engagement** - Opportunities to bring digital to the heart of decision making and supporting democracy in action such as webcasting and social media. Ensuring Accessible information for all our communities that meets recognised standards e.g. British Sign Language;
- **Tools & Transactions** - Doing business with the Council online e.g. payments, online chat, report-it, e-marketplace/procurement, self-serve, etc; and
- **Data & Intelligence** - Moving towards Open data standards to improve collaboration with partners and the public. Enabling Data and intelligence to be better utilised to make good decision making and ensuring our data is safe and secure.

Working in Partnership

The Council has continued its work alongside a range of strategic partners to develop new ways of working, agree shared outcomes, improve delivery for people across Devon, better share and deploy resources, and to create efficiencies and savings.

The Council's Communities Strategy reflects its ambition for collaboration on key themes and priorities and there are many positive examples of this over the last year. We are increasingly seeking to shift approaches locally from responding to crisis and risk alone, to creating places and systems that build on the strengths and assets of people and communities; alongside supporting health and wellbeing, resilience and recovery, and greater connection with community for insight and learning.

Through our funding opportunities and commissioning we will support community development and further investment in communities and wellbeing, develop local innovation and innovators and further build whole place and whole system approaches. The Council's three community funding schemes introduced in 2019 (Doing What Matters, Crowdfund Devon and the Making the Connection fund) have been particularly successful in supporting local projects and in encouraging community resilience and cohesion.

The council continues to see strong partnerships as the preferred and most effective route to tackling the key and emerging strategic challenges facing Devon including climate change, our demographic challenge and gaps in wealth, opportunity and social mobility. The Council will continue support, and where helpful, lead collaboration on key issues and opportunities for Devon.

Heart of the South West

Since 2015 the Authority has been a member of the Heart of South West Joint Committee, a formally constituted partnership with Somerset County Council; Torbay Council; Plymouth City Council; twelve Devon and Somerset District Councils; Exmoor and Dartmoor National Parks; two Clinical Commissioning Groups and the Heart of the South West Local Enterprise Partnership focused on representing the socio-economic ambitions for Devon and Somerset with Government. The Joint Committee has agreed a Productivity Strategy and Delivery Plan for the area that has replaced the Single Economic Plan for Devon and Somerset. The Joint Committee is also a joint signatory to the Heart of the South West's Local Industrial Strategy that has been co-designed with Government and the Local Enterprise Partnership. The Local Industrial Strategy is awaiting Ministerial approval. This will enable funding to be secured from Government for a range of interventions to boost the economic potential of our part of the region.

This is a strategic body that is looking to the longer term and is focused on a range of offers and asks to Government to improve digital and physical connectivity, infrastructure, skills and employment opportunities, business growth and innovation and

Agenda Item 8

will, through a new strategic investment arrangement help our businesses, people and communities to realise their full potential for prosperity and wellbeing. It is pushing for greater powers, funding, freedoms and flexibilities to deliver on this agenda and is making the case for powers to be shifted from Westminster to local areas to help with the rebalancing on the UK economy.

Ring Fenced Accounts

Dedicated Schools Grant

Schools Funding

In August 2017, the government finalised the introduction of the National Funding Formula (NFF) for schools. Devon is grateful for the increases to the overall national funding rates that have seen a further increase of £19.1 millions within the Schools Block, however Devon remains a low funded authority.

In 2020/21 the local authority will continue to determine the final allocation for school funding through a local formula, but as a result of the increased funding allocation is able to fund at the National Funding Formula rates for the first time since they were introduced.

The authority, with the support of schools and MPs, continues to state our concerns that although this is a step in the right direction there still needs to be further reviews around the allocation of funds through deprivation factors and minimum funding levels.

The Early Years national funding formula allocates funding to the local authority for the childcare entitlement for 2, 3 and 4 year olds. 2020/21 sees the third year for the additional 15-hour entitlement (30 hour childcare policy) and includes hourly rate increases for all entitlements by 8p an hour.

Special Educational Needs & Disabilities SEND

High Needs has seen additional funding from the Secretary of State of £6.8 millions in 2020/21. However, this is insufficient to meet current demand and costs. There continues to be considerable growth in the number of students with Education and Health Care Plans as well as increasing complexity of need. After taking into account the additional £6.8 millions of funding there is a forecast funding shortfall of £23.8 millions in 2020/21.

This pressure follows on from what has already been a very difficult year to contain SEND expenditure within the funding being received from Government and will require the authority to submit a recovery plan at the end of 2019/20; the plan must set out the authority's strategy to recover the deficit within the DSG in future years.

In line with proposals, consulted on by the Department for Education the Authority cannot support the dedicated schools fund deficits from its general resources without permission from the secretary of state, instead it is anticipated that the forecast cumulative deficit in 2020/21, of over £45 millions, is to be held on the balance sheet effectively as a negative reserve to allow the deficit to be managed across several years and give time for service managers and schools to develop recovery plans and central government the opportunity to significantly increase the funding for this valuable service.

Public Health

The Public Health grant remains ring fenced for 2020/21. The value of the grant for 2020/21 has not yet been confirmed but it has been indicated that Local Authorities should expect a 1.7% inflation increase and a 1% increase for additional duties related

to HIV prevention. Therefore the grant value is currently estimated to be £27.509 millions an increase of £723,000 (2.7%) on the grant received in 2019/20

It has long been expected that the ring fence would be removed from this grant but this has not yet been announced by Government. The Medium Term Financial Strategy assumes therefore that the ring-fence remains in place and the Grant will remain at £27.5 millions.

Financial Resilience

In July 2018 CIPFA developed a proposal to publish an index of resilience of English councils, designed to support the local government sector as it faces continued financial challenge. Following last year's pilot release of the Financial Resilience Index CIPFA publicly launched the Index for the first time in December 2019.

Financial resilience describes the ability of local authorities to remain viable, stable and effective in the medium to long term in the face of pressures from growing demand, tightening funding and an increasingly complex and unpredictable financial environment.

The Index is sub-divided by type of Authority; Devon is one of the 27 upper tier County Councils. CIPFA has developed nine key Indicators of Financial Stress that focus on Reserves, Borrowing, Social Care and Income.

CIPFA's assessment is based on information that is publicly available from Government returns that each Local Authority completes. The Index is designed to rank authorities by comparing them with one another - at its simplest level a ranking of 1 is top and 27 is bottom however, for some of the Key Indicators, authorities can be ranked the same as others, for instance the Reserves sustainability where all authorities whose reserves are increasing are ranked as '1'. It is also worth bearing in mind that it doesn't necessarily mean, that 1 is good and 27 is poor; you could be the best of a bad bunch or bottom of a good bunch!

The table below sets out the results for Devon and shows the authority's ranking within the 27 County Council. The table also shows the range of results across the 27 Councils; from the best being lowest risk to the worst being the highest risk

Devon compares well with the other County Councils with the only areas of concern being the fourth and fifth indicators, Interest payable as a percentage of net revenue expenditure and Gross External Debt respectively. The authority has higher historic levels of debt than the average county council but since 2008/09 the Council has not taken out any new borrowing. The relatively high interest payments reflect both the level of debt and the time when the borrowing was taken out, when interest rates were higher than they are at present.

	Indicators of Financial Stress			
	27 county councils 31 March 2019			
Rank 1 = lowest risk 27 = highest risk	Rank	Devon	Lowest Risk in Range	Highest Risk in Range
Reserves sustainability – how quickly are usable reserves being used up - the ratio between current level of reserves and the average change in reserves in each of the past three years. A score of 100 indicates that reserves have not reduced in the past three years	1	100.00	100.00	7.72
Level of reserves – the ratio of current level of reserves to the council's net revenue expenditure.	14	28.15%	60.03%	7.96%

Agenda Item 8

Larger councils would be expected to have larger reserves than smaller councils for the same risk.				
Changes in reserves – the average percentage change in reserves over the past three years	3	64.44%	142.59%	-27.98%
Interest payable as a percentage of net revenue expenditure	23	5.07%	0.67%	7.57%
Gross external debt - including PFI & PPP contracts	20	£627 m	£243 m	£1,187 m
Social care ratio –total spending on adults and children’s social care as a proportion of net revenue expenditure	16	70.61%	62.25%	80.57%
Fees and charges to service expenditure ratio – total fees and charges as a proportion of net revenue expenditure	6	10.43%	14.65%	5.13%
Council tax requirement / Net revenue expenditure – council tax income as a proportion of net revenue expenditure	12	74.40%	88.53%	63.60%
Business Rates growth above baseline – growth is the Authority’s share of actual rates in excess of the baseline funding level. This growth is divided by the baseline funding level.	10	2.00%	1.00%	6.00%

In conclusion, CIPFA’s financial resilience indices show the authority to have sustainable financial resilience with improvements over recent years to the level of reserves.

Reserves & Balances

The level of Reserves and Balances the authority holds is important context for Medium Term Planning; the General Fund Balance and Reserves are held to help the authority manage risk and uncertainty. The Schools Balances are held by the authority on behalf of Devon Maintained Schools and the authority has no access to them. The SEND High Needs Reserve, within the Dedicated Schools Grant, is a negative reserve that holds the cumulative overspend or underfunding of the High Needs Block of the DSG. The following table shows the projected Reserves and Balances up to 31 March 2024.

	2019/20	2020/21	2021/22	2022/23	2023/24
	£000	£000	£000	£000	£000
General Fund					
Working Balance	14,757	14,757	14,757	14,757	14,757
Earmarked Reserves	110,362	106,957	106,310	108,250	110,250
	125,119	121,714	121,067	123,007	125,007
Dedicated Schools Grant					
Schools Balances	16,203	16,203	16,203	16,203	16,203
SEND High Needs	(21,500)	(45,300)	n/k	n/k	n/k
	(5,297)	(29,097)	n/k	n/k	n/k

*n/k - not known

The detail make-up of these reserves is within the Reserves and Balances section on pages 101 to 107

The overspend resulting from underfunding of SEND High Needs is a major concern for the authority. The Government's consultation on the Dedicated Schools Grant conditions set out quite clearly that local authority's general fund cannot be used to offset any overspending, but it did not set out what Government intends to do about it. For the

time being the Balance is simply being carried forward - but this cannot be a long-term strategy. More information on this is included on page 96.

Capital Strategy & Borrowing

The Capital Strategy sets out the policy framework for the development, management and monitoring of capital investment this is shown alongside the treasury, borrowing and investment strategies, on pages 109 to 126.

The Capital Programme is managed over a five-year period to invest in assets to support achievement of the Council's Priorities and in accordance with the Capital Strategy. The development, management and monitoring of the programme uses prudential indicators to assess the revenue costs of the Capital Programme and ensure that they are prudent, affordable, and sustainable in accordance with the Prudential Code.

The Capital Programme is funded by a combination of receipts from the sale of assets, external grants and contributions, funding from school revenue budgets and borrowing from internal resources. An outline of the Capital Programme by service and the funding sources for the programme is shown on pages 18 to 33.

Since 2009 the Council has followed a policy of taking out no new external borrowing and repaying debt whenever this can be undertaken without incurring a financial penalty. The Capital Programme has been significant during this period with further substantial investment within the County planned but new starts have been limited to those that were financed from sources other than borrowing. The new starts added to the Capital Programme is shown on pages 18 to 33.

This strategy has worked well in a period of austerity with the Council's external borrowing level having reduced by £102 millions to £508 millions from 2008/09, whilst budgeted Capital Financing Charges have reduced from £56.9 millions in 2011/12 to £36.8 millions in 2020/21 (excluding PFI/PPP arrangements). Unlike many other Authorities there is no intention to borrow to invest in commercial operations.

The Council's Minimum Revenue Provision Policy is set out in the Treasury Management Statement. The Council will continue its commitment to forward fund schemes in advance of the receipt of section 106 and Community Infrastructure Levy (CIL) monies, only where internal cash resources allow.

The Council has in place a robust programme of reviewing its estate with the objective of generating Capital Receipts. Due to the policy not to undertake any new borrowing this funding source enables the authority to undertake additional Capital Investment without the adverse impact of creating additional capital financing cost burdens on the Revenue budget, or adversely affecting the authority's cash balances. This strategy presents an element of risk. If the required level of receipts is not generated, other capital funding sources will need to be identified to finance required capital spending at the approved level, or schemes reprioritised.

Opportunities to reduce external debt will be monitored. Under their current policy the Public Works Loan Board (PWLB) sets premature repayment rates, and where the interest rate payable on a current loan is higher than the repayment rate, the PWLB imposes premium penalties for early repayment. With current low rates of interest this has represented a significant cost which would impair the benefit of repayment. Therefore, it will only make financial sense to repay debt early if the PWLB changes its current policy, or if interest rates rise and cancel out the repayment premiums. Current interest rate forecasts suggest that it is extremely unlikely that gilt yields will rise sufficiently to cancel out the premiums in the medium term, until toward the end of the 2020's.

The overall level of debt for capital financing and the impact on the revenue account is shown on pages 18 to 33.

Agenda Item 8

Risk Management

The Financial Strategy seeks to demonstrate how financial planning over the medium term enables the Council to invest in its priority services and deliver its objectives within the resources available, whilst ensuring the sustainability of the Council's finances over future years. The lack of information from Government on Local Government funding beyond 2020/21 makes planning over the medium term very difficult.

The Council is budgeting to hold a suitable level of general balances, based on an assessment of the financial risks facing the authority. This is summarised in the above section on Reserves and Balances.

Service management teams have also identified strategies aimed at managing identified potential risks not currently budgeted for. These are summarised in the Risk Assessment section on page 137 to 149.

The mechanisms that have allowed the County Council to set prudent and achievable budgets in the past continue to operate. Known pressures and commitments are anticipated and the risk of overspending minimised. The level of risk is below the level of balances currently held, which is therefore deemed to be at an appropriate level. The level of balances and reserves will be reviewed on an ongoing basis. Whilst many budgets carry a low level of risk, assumptions concerning demand led services can prove to be inaccurate. Where overspending occurs, service monitoring procedures allow it to be identified and addressed at an early stage. These procedures may not be sufficient to mitigate all risk and a residual risk is recognised.

There are risks surrounding the local element of Business Rates. If collection in year is less than anticipated an adjustment to represent the collection deficit will be made by the District Councils in the following year. There are also risks that the demand for Council Tax Support is greater than estimated by the District Councils. If the impact is significant the District Councils could make an in-year adjustment to reduce the Council's Council tax income.

Anticipation of future demand and cost uncertainties are further mitigated by establishing earmarked reserves and drawing them down as need requires. This approach has been successful to the extent that no call has been made on balances for a number of years even though gross revenue spending is in excess of £1 billion per annum.

Conclusion

This time last year there was concern that the 2020/21 Local Government settlement would be announced late and would be very low. The settlement was late but it has been described as the "least worst" settlement for well over a decade. It has given a 1.6% increase in core funding. As a consequence the reductions required to balance the budget are the lowest for well over a decade.

Despite this it has not been easy to set the 2020/21 budget. The Council has been dealing with the impact of austerity since 2009 and each year it has become harder to find efficiencies and savings. Social Care services are dealing with significant and growing price and demographic pressures. It is still unclear how the SEND funding deficit will be dealt with. If a solution is not found either locally or nationally then at the end of 20/21 the Council will be carrying on its balance sheet a negative balance of £45 millions.

Looking beyond next financial year, it is impossible to know if the 2020/21 settlement signals an end to austerity or is just a one year reprieve that will be followed by less favourable settlements. For the financial year 2021/22 the only certainty seems to be continuing uncertainty.

County Fund Balance and Earmarked Reserves 2020/21

Introduction

The County Council maintains a working balance (County Fund Balance) and earmarked reserves to cushion the impact of unexpected events and emergencies. Earmarked reserves are used to meet known or predicted future expenditure.

The level of reserves and balances the authority holds is important context for Medium Term Planning; they are held to help the authority manage risk and uncertainty.

The authority holds four types of Reserves and Balances:

- Working Balance (County Fund) - effectively the emergency back-stop;
- Schools Balances - these belong to schools and the authority has no access to them;
- Dedicated Schools Grant - SEND High Needs Deficit (new from 2019/20) - where expenditure on the DSG High Needs Block exceeds the grant income from Government. This is explained on page 103.
- Earmarked Reserves - made up of:
 - Statutory Reserves – these are regulated by statute and can only be spent on specified items and include Public Health and On Street Parking;
 - Contingency Reserves – to cover weather emergencies, budget risks and business rate pooling risks; and
 - Service Development and Transformation – to cover the cost of invest to save schemes and transforming our services including redundancy costs.

Table 1 summarises the authority's projected revenue reserves and balances

Table 1 - Summary of Reserves and Balances

	31 March 2020 £000	31 March 2021 £000	31 March 2022 £000	31 March 2023 £000	31 March 2024 £000
General Fund					
Working Balance	14,757	14,757	14,757	14,757	14,757
Earmarked Reserves	110,362	106,957	106,310	108,250	110,250
	125,119	121,714	121,067	123,007	125,007
Dedicated Schools Grant					
Schools balances	16,203	16,203	16,203	16,203	16,203
SEND High Needs	(21,500)	(45,300)	n/k	n/k	n/k
	(5,297)	(29,097)	n/k	n/k	n/k

*n/k = not known

There is a high level of uncertainty as to future funding from the Government for the DSG High Needs Block and also to the agreement and delivery of deficit recovery plans. The key issues are explained later, on page 103.

The following pages 102 to 107 describe the authority's County Fund balance and earmarked reserves.

Agenda Item 8

County Fund Balance

The County Council has in place a risk management strategy and a system of internal control. Of particular importance in this context is the County Council's budget monitoring policy. It ensures that regular budget monitoring is carried out and requires approval of the Cabinet for the carry-forward of any under-spending. Furthermore, the County Council has a good record in terms of identifying budget pressures and taking appropriate remedial action. These existing systems, controls and procedures provide a firm foundation from which the need for reserves and balances can be calculated with a reasonable level of confidence.

The Working Balance (County Fund) risk analysis has been reviewed and minor adjustments made. Balances as at 31 March 2020 are forecast at just under £14.8 millions which achieves the minimum target for balances established by the risk assessment exercise, so no additional contribution to general balances is proposed for 2020/21. The appropriate level of reserves will need to be re-considered at the end of the current financial year in light of the outturn. A detailed schedule of risks and their quantification is included in Table 2.

Table 2 – Risk assessment - level of County Fund Balance

Risk Assessment and Mitigation Plans						
Area of Risk	Potential Level of Risk				Mitigation	
	2020/21 £'000	2021/22 £'000	2022/23 £'000	2023/24 £'000		
<u>Adult Care and Health</u>						
Adult Care Operations and Health	6,735	7,041	7,041	7,041	All budgets are subject to control and risk management arrangements. It is unlikely that all budgets would overspend at the same time.	
Adult Commissioning and Health	682	758	758	758		
<u>Children's Services</u>						
Children's Social Care	3,723	3,723	4,033	4,033		
Education and Learning - General Fund	1,431	1,431	1,431	1,431		
<u>Community, Public Health, Environment and Prosperity</u>						
Communities and Other Services	138	138	138	138		
Economy, Enterprise and Skills	76	76	76	76		
Planning Transportation & Environment	266	266	266	266		
Public Health	287	287	287	287		
<u>Corporate Services</u>						
Chief Exec, HR, Legal and Communications	154	154	154	154		
Cross Council Savings Strategies	50	50	50	50		
Digital Transformation and Business Support	338	338	338	338		
Organisational Development	12	12	12	12		
Treasurer's Services	221	221	221	221		
<u>Highways, Infrastructure Development and Waste</u>						
Infrastructure Development &Waste Management	339	339	339	339		
Highways and Traffic Management	317	317	317	317		
Total	14,769	15,151	15,461	15,461		

The major risks affecting the County Council have been outlined on page 137 to 149. Judgements have been made about the likelihood of overspending and this has been

converted into a financial measure. The results are shown in Table 2. Although historically, there has been overspending in individual services, the Council has been able to deliver underspends on its overall net budget. Consequently, the current level of balances is sufficient to contain the risk of any potential service overspends until at least the following year's budget setting. However, to further mitigate this risk and before a call on balances is considered, earmarked reserves will be utilised. There is a risk that collection rates for both council tax and business rates may fall short of the targets set. These budgets are notified by the billing authorities at the start of the year.

However, because these potential shortfalls are managed through collection funds and are taken into account as part of budget setting for the succeeding financial year, they have not been considered in the risk assessment which relates to 'in year' variations.

Dedicated Schools Grant (DSG) - High Needs Block

In 2019/20, as part of the approval of the budget a reserve of £3.5 millions was created to manage the significant cost pressures from High Needs / Special Educational Needs and Disabilities. Since then the cost pressures have increased and a forecast overspend of £21.5 millions is forecast for 2019/20 and a further deficit of £23.8 millions for 2020/21.

The Department of Education recently announced plans to ring fence overspending on DSG. This ring fence would prevent Local Authorities using their General Fund resources to fund any overspending without the prior written approval of the Secretary of State.

It is therefore no longer appropriate to hold £3.5 millions for this purpose and the earmarked reserve of £3.5 millions will be transferred from SEND High Needs Reserve into the Budget Management Reserve.

Department of Education procedures will require the authority to submit to them a recovery plan at the end of the current financial year; the plan will need to set out the authority's strategy to recover the deficit within the DSG in future years. To facilitate this, the balance to be recovered will be held on the Balance Sheet effectively as a negative reserve, that should, in theory, reduce over time.

Although the deficit is required to be recovered from DSG in future years, the negative cumulative deficit of £45 millions will reduce the cash available in earmarked reserves. Until future DSG is used to clear the deficit, the authority's ability to use earmarked reserves could be restricted.

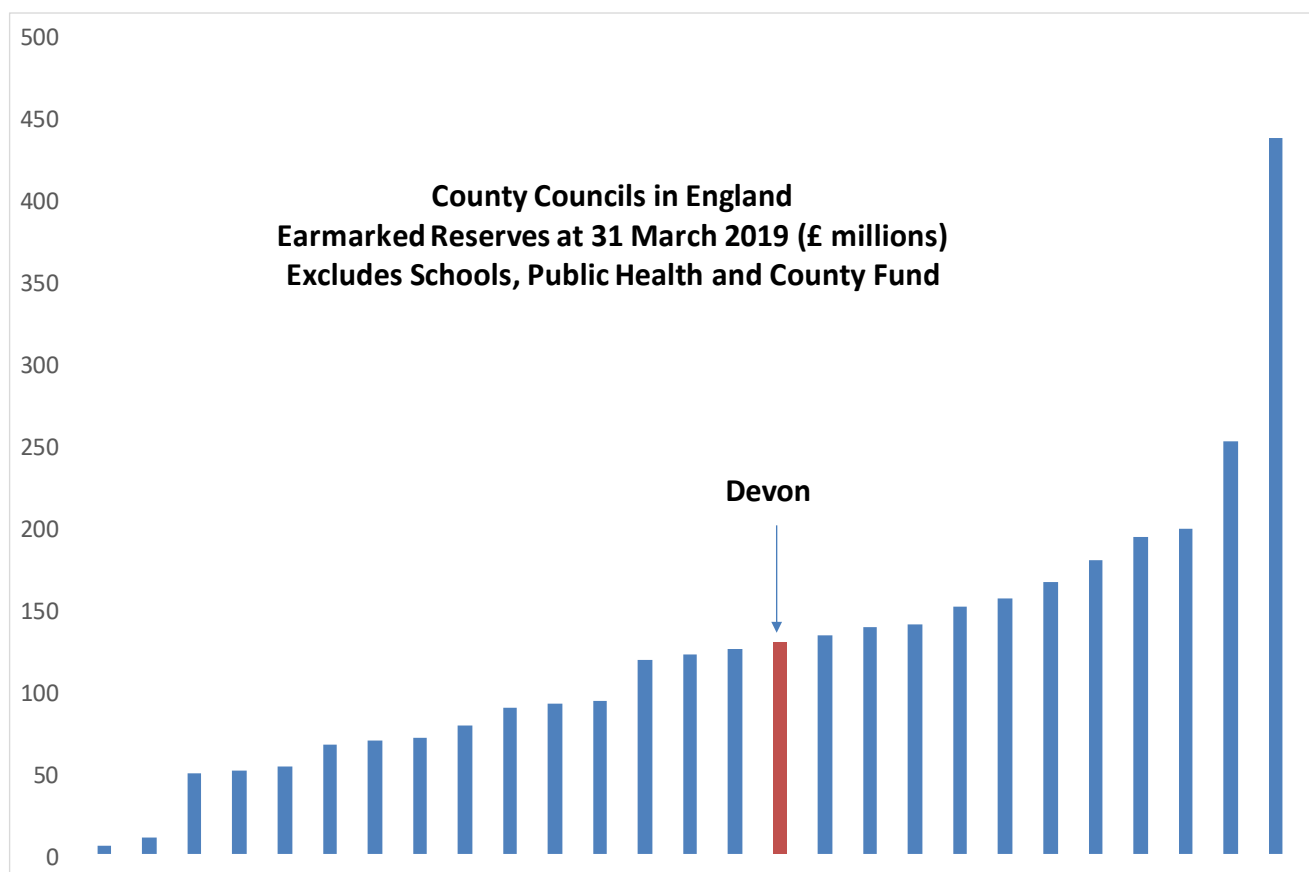
Earmarked Reserves

Table 3 on page 107 provides a description of each earmarked reserve and its projected balance at the end of each financial year until March 2024.

The level of earmarked reserves held by the authority is now around average compared with other County Councils. At 31 March 2019 Devon's earmarked reserves were 16th lowest out of 27 County Councils. This represents a steady improvement since 2016 when Devon was 7th lowest.

The following chart shows the earmarked reserves (including budget carry forwards) for the twenty-seven county councils in England.

Agenda Item 8



In 2020/21 £7.9 millions of earmarked reserves will be used to support expenditure:

- £3.4 millions from the Service Transformation reserve to support restructuring and transformation costs;
- £2.2 millions of one-off gains from the business rates pilot in 2018/19 to fund save to invest initiatives in Children's Services;
- £1.5 millions of receipts from on-street parking will be used to support expenditure in Highways;
- £500,000 from the ring fenced Public Health reserve;
- £161,000 from the Climate Emergency fund; and
- £116,000 from other reserves.

The authority's budgeted use of reserves is higher than in previous years and there will be a contribution to the Budget Management Reserve of £4.5 millions in 2020/21.

Statutory Reserves

On street parking

The on-street parking reserve is ringfenced to fund transportation improvements and initiatives. At 31 March 2018 the reserve was £5.4 millions. In 2018/19 £2 millions of the reserve was used to fund expenditure and a further £1.6 million is forecast to be used in 2019/20. The 2020/21 budget plans to use the remaining £1.5 million leaving the forecast balance at 31 March 2021 of £156,000.

After 2020/21 the Highways service has plans to ensure the continued financial sustainability of the reserve by reviewing the initiatives which it currently funds.

Public Health Reserve

The 2020/21 budget anticipates that the Public Health reserve will be fully utilised by 31 March 2021. However, this is dependent on the level of the Public Health Grant which is not known at this time.

Contingency Reserves

Budget Management Reserve

At the end of 2018/19 the Budget Management Reserve was increased to £53.5 millions, mainly as a result of the transfer of the balance on the Minimum Revenue Provision Risk Reserve of £10.9 millions. This Budget Management Reserve is held to meet the risk of future budget pressures and the risks around future funding from Government as outlined in the Medium Term Financial Strategy. It has been increased by the transfer of £3.5 millions from the SEND High Needs Reserve and it will increase by a further £4.5 millions in 2020/21.

Business Rates Risk Management Reserve

In 2013/14 the Government introduced the Business Rates Retention Scheme and the authority joined Plymouth, Torbay and the eight district councils of Devon to form a business rates "pool" to share the gains of growth within Devon (as well as pool the risks from any downturn).

Over the six years to March 2019, pooling gain and one off gain from being a pilot of 100% rates retention in 2018/19 have amounted to £24.2 millions. The authority has set aside £11.5 million from the one-off gain from the business rates pilot for invest to save initiative for Children's Services. There is a remaining balance of £12.7 millions in the Business Rates Risk Management Reserve to cover:

- potential future losses from the Devon Business Rates Pool
- funding uncertainties arising from the national reset of Business Rates, originally expected in April 2020 but now deferred until April 2021 or later.

Emergency

The Emergency Reserve is established to manage exceptional unforeseen costs, uncertainties and emergencies

The extreme weather in 2012 illustrates why allowing for this is necessary. The cost of the clear up after the flooding, repair and reinstatement works was £13.6 millions. Of this total amount £3.1 millions was met by Government through the Bellwin Scheme. A net revenue cost of £10.5 millions had therefore to be covered by the Authority.

If an event of that magnitude occurred again and the full cost had to be met outside of the revenue budget, after addressing the one-off costs of service reduction, it would be highly unlikely that it could be contained by conventional means. It is therefore essential that an earmarked Emergency Reserve is provided as a general contingency long stop.

Agenda Item 8

Service Development and Transformation Reserves

Business Rates Pilot Reserve

In 2018/19 the County Council, in partnership with the other Devon local authorities, became a Business Rates Pilot. This allowed a budget of £11.6 millions to be established to support invest to save projects with Children's Services over several years. £95,000 was spent in 2018/19 and a further £583,000 is forecast to be spent in 2019/20. This leaves a balance of £10.9 millions available from 2020/21. The projected balance, over the next four years, taking into account the initiatives agreed to date for this reserve is set out in Table 3.

Climate Change Emergency

In May 2019, Cabinet approved the creation of a Climate Change Emergency Reserve of £250,000 from Outturn 2018/19. This reserve covers the revenue costs associated with the management of projects and research relating to Climate Change. Capital costs of schemes to deal with Climate Change are in addition to this reserve and are detailed in the Capital Programme. The projected use of the reserve over the next two years is set out in Table 3.

Service Transformation

The Service Transformation Reserve funds the costs of restructuring and transformation. In 2020/21 the planned use of this reserve is £3.4 millions as outlined in Table 3 and the planned expenditure is classified in the following categories:

- £1.5 millions on the revenue costs (such as training, IT support) associated with new IT systems such as Eclipse, HR Management
- £1.2 millions on restructuring and redundancy costs
- £700,000 for Public Health Nursing

The Service Transformation Reserve is usually maintained through a contribution from the revenue budget. Although there is no contribution to the Service Transformation Reserve in 2020/21, there is a contribution of £4.5 millions to the Budget Management Reserve. The Medium Term Financial Strategy assumes an annual level of contribution to the Service Transformation Reserve of £5 millions from 2021/22 through to 2023/24.

Conclusion

There is a significant level of uncertainty around the Council's sources of funding after 2020/21, including a new Comprehensive Spending Review (how much Government funding will be available to local government), the fairer funding review (how that Government funding will be shared between different types of authority) and changes to the share of business rates retained locally. There is also the uncertainty of the impact of leaving the EU will have on the wider economy and public sector funding.

In addition, the authority needs to have sufficient reserves and balances to offset the cash spent on the significant projected deficit on the High Needs block for DSG.

For these reasons the Council's earmarked reserves are forecast to remain above £100 millions. This level of reserves is broadly in line with other county councils.

Agenda Item 8

The following Table 3 below shows the anticipated level of earmarked reserves in future years.

Table 3 – Earmarked Reserves

Purpose & Description of Reserve	Estimated balance as at				
	31 March 2020	31 March 2021	31 March 2022	31 March 2023	31 March 2024
	£'000	£'000	£'000	£'000	£'000
Special Purpose Reserves					
Affordable Housing To promote joint schemes with District Council and other partners to improve public services.	182	121	60		
On Street Parking To fund transportation improvements and initiatives	1,681	156	156	156	156
Public Health Ringfenced for Public Health expenditure	500				
Subtotal: Special Purpose Reserves	2,363	277	216	156	156
Contingency Reserves					
Budget Management To fund future budget pressures	56,867	61,312	61,312	61,312	61,312
Business Rate Risk Management To fund potential future losses on the Devon Business Rates Pool	12,747	12,747	12,747	12,747	12,747
Emergency To manage exceptional unforeseen costs, uncertainties and emergencies	18,089	18,089	18,089	18,089	18,089
Subtotal: Contingency Reserves	87,703	92,148	92,148	92,148	92,148
Service Development and Transformation Reserves					
Business Rates Pilot To fund invest to save initiatives within Children's services	10,922	8,715	6,157	6,157	6,157
Climate Change Emergency To fund management costs of initiatives in response to Climate Change	189	28			
Service Transformation To manage costs of remodelling services	9,185	5,789	7,789	9,789	11,789
Subtotal: Development and Transformation	20,296	14,532	13,946	15,946	17,946
Total Earmarked Revenue Reserves	110,362	106,957	106,310	108,250	110,250

Approval to use all Reserves is by Cabinet with management and control by the County Treasurer.

Agenda Item 8

Page left blank intentionally

Treasury Management Strategy 2020/21 – 2022/23 and Prudential Indicators 2020/21 - 2024/25

Introduction

In February 2018, following the publication of a revised Code of Practice for Treasury Management by the Chartered Institute of Public Finance and Accountancy (CIPFA), the Council adopted a revised Treasury Management Policy Statement together with a statement of its 'Treasury Management Practices' (TMPs). No changes are proposed to these policies for 2020/21.

The policy requires the Council to consider a treasury strategy report, setting out the strategy and plans to be followed in the coming year, as part of the budget process. The strategy for 2020/21 is broadly consistent with that adopted for 2019/20.

The Treasury Management Strategy sets out the County Council's policies in relation to: the management of the Council's cashflows, its banking, money market and capital market transactions; borrowing and investment strategies; monitoring of the level of debt and funding of the capital programme. The Treasury Management Strategy should be read in conjunction with the Capital Strategy.

The County Council is required to monitor its overall level of debt in line with the national code of practice drawn up by CIPFA. Part of this code requires consideration of a set of "prudential indicators" in order to form a judgement about the affordable, prudent and sustainable level of debt.

The prudential indicators, treasury management strategy and the annual investment strategy have been reviewed in line with the Capital Programme 2020/21 – 2024/25, and the Capital Strategy.

This Treasury Management Strategy document sets out:

- Minimum revenue provision;
- Capital expenditure funding;
- Prudential indicators on the impact of capital financing and monitoring of the level and make-up of debt;
- The current treasury position, debt and investments;
- Prospects for interest rates;
- The borrowing strategy; and
- The investment strategy.

Treasury Management and Investment Strategy Overview

The Treasury Management and Investment Strategy sets out the MRP policy, capital expenditure funding, prudential indicators, the current treasury position, debt and investments; prospects for interest rates; the borrowing strategy; and the investment strategy.

External Borrowing

Since 2009 the Council has followed a policy of containing the capital programme, taking out no new external borrowing and repaying debt whenever this can be done without incurring a financial penalty. Capital expenditure new starts are limited to those that are

Agenda Item 8

financed from sources other than external borrowing. To meet the need for capital expenditure, the highest priority schemes across the Authority are funded from corporate capital receipts and internal borrowing over the capital programme timescale.

The ability of the Council to repay further debt will depend on the cost of repayment and the availability of cash to fund the repayment. Under their current policy the Public Works Loan Board (PWLb) sets premature repayment rates, and where the interest rate payable on a current loan is higher than the repayment rate, the PWLB imposes premium penalties for early repayment. In October 2019 HM Treasury increased the margin over gilt yields for new borrowing by 1%; however, the premature payment rates have been left unchanged. Current interest rate forecasts suggest that it is extremely unlikely that gilt yields will rise sufficiently to cancel out the premiums in the medium term.

Higher Yielding Investments

The 2019/20 Treasury Management Strategy included for the first time the ability for the Council to invest in short-dated bond funds and multi-asset income funds. Short dated bond funds will invest in high quality short dated government or corporate bonds. Multi-asset income funds will invest in a wider range of investments designed to produce an income yield. In both cases, the funds concerned will invest in tradable instruments where the capital value of the investment will fluctuate.

Thus far, this provision has not yet been utilised, as Brexit uncertainty has suggested a more prudent approach, given that higher yielding investments will inevitably mean that there is an increased risk of loss of capital. However, the provision remains in the strategy, and once the Brexit uncertainty is resolved, it may make sense to invest a small proportion of the Council's cash in higher yielding investments.

Before any investment is made in either short-dated bond funds or multi-asset income funds a rigorous process will need to be undertaken to identify which funds would best meet the Council's requirements. Any allocations would only then be made in full consultation with the Cabinet Member for Resources Management.

Pension Fund Contributions

The County Treasurer has also reviewed whether it would make sense to use cash balances to make additional payments or pre-payment of deficit contributions into the Pension Fund. It is proposed to pay £32 millions into the Pension Fund during April 2020, which represents the total deficit contributions set for the Council for the next three years. In return for making an advance payment of three years' deficit contributions the Pension Fund will give a 4.5% discount on the payment required, resulting in a saving of £0.5 million in each of the next three years.

The Pension Fund is able to invest the pre-paid sum and achieve a higher rate of return than the Council would achieve due to its higher risk appetite. This justifies the discount provided. The saving achieved represents a slightly higher return than the Council could achieve by investing more in the CCLA Property Fund or in a multi-asset income fund for arguably less overall risk, although there is a risk that if the Pension Fund does not achieve the required returns there could be an adverse impact on Devon County Council's contribution rates from 2023/24 onwards.

Target Rates

The Bank of England's base rate has remained at 0.75% since November 2018. Therefore, the target return for 2020/21 for deposits with banks and building societies will remain the same as for 2019/20, at 0.75%. In practice, it should be possible to achieve an average rate in excess of the base rate, but a target of 0.75% builds in an element of prudence, given the uncertainties around the impact of Brexit. The target rate for the CCLA Property Fund will remain at 4.50%. Should investments be agreed in the other non-specified investments identified in the strategy then the targeted yield

from those funds would be 2.00% for short dated bond funds and 3.50% for multi-asset income funds.

Minimum Revenue Provision

Minimum Revenue Provision (MRP) is a charge to the authority's revenue account to make provision for the repayment of the authority's external debt and internal borrowing. The authority has a statutory obligation to charge to the revenue account an annual amount of MRP.

The authority's MRP strategy is to charge all elements based on the period of benefit of the capital investment i.e. over the life of the asset.

All supported capital expenditure and unsupported borrowing up to 1st April 2008 will be charged over the life of the assets, calculated using the 'asset life: annuity' method. This approach was adopted by the authority in 2018/19 and delivered significant revenue savings. MRP is calculated by dividing the existing debt over the estimated life of the asset, but reflects the fact that an asset's deterioration is slower in the early years of its life and accelerates towards the latter years. In order to calculate MRP under the annuity method, an appropriate annuity rate needs to be selected. The percentage chosen corresponds with the Bank of England Monetary Policy Committee's inflation target rate of 2.1%. MRP will increase by this percentage each year

Any unsupported (internal) borrowing post 1 April 2008 (including Vehicle and Equipment Loans Pool, Capitalisation Direction and charges to other public sector bodies) will be charged over the life of the asset, on a straight line basis. The annuity method will not be applied to projects financed from internal borrowing, as this source of financing is applied to a wider range of projects with differing lives. Therefore, the 'asset life: equal instalment' method is a more appropriate method of calculating MRP.

We will not provide for MRP in circumstances where the relevant expenditure is intended to be financed from external contingent income, where it has not yet been received but where we conclude that it is more probable than not that the income will be collected, for example when forward funding S106 contributions.

Capital financing costs are also affected by PFI/PPP contracts and finance leases coming 'on Balance Sheet'. The MRP policy for PFI/PPP contracts will remain unchanged, with MRP being charged over the period of benefit of the capital investment i.e. over the life of the asset.

The main Prudential Indicator to measure the acceptable level of borrowing remains the ratio of financing costs to total revenue stream. The figures for MRP shown in table 6 reflect the adoption of this strategy.

Agenda Item 8

Capital Expenditure

Table 1 shown below, summarises the Capital Programme and liabilities from capital projects that will appear on the balance sheet in future years. The Capital Programme has been tested for value for money via option appraisal and for prudence, affordability and sustainability by looking at the impact that the proposed Capital Programme has on the revenue budget and through the Prudential Indicators.

Table 1 – Capital Expenditure

	2020/21 Estimate £'000	2021/22 Estimate £'000	2022/23 Estimate £'000	2023/24 Estimate £'000	2024/25 Estimate £'000
Total Capital programme	114,493	132,249	101,096	81,685	63,940
Funded by:					
Gross borrowing	8,347	11,573	3,360	9,299	1,709
Other capital resources	106,146	120,676	97,736	72,386	62,231
Total capital programme funding	114,493	132,249	101,096	81,685	63,940
Total capital expenditure	114,493	132,249	101,096	81,685	63,940

Prudential Indicators

Capital Financing Requirement

The Capital Financing Requirement represents the Council's underlying debt position. It shows the previous and future spend for capital purposes that has been or will be financed by borrowing or entering into other long term liabilities. The Capital Financing Requirement and debt limits will be higher than the Council's external debt, as they will be partly met by internal borrowing from the Council's internal cash resources. This reduces the cost of the required borrowing, but the Council also needs to ensure that a prudent level of cash is retained.

The forecast Capital Finance Requirement for 2020/21 and the following four years are shown in table 2 below.

Table 2 – Capital Financing Requirement

	2020/21 Estimate £'000	2021/22 Estimate £'000	2022/23 Estimate £'000	2023/24 Estimate £'000	2024/25 Estimate £'000
Underlying borrowing requirement	620,584	623,932	633,217	634,914	669,188
Other long-term liabilities	123,888	118,485	112,918	106,854	100,569
Capital financing requirement	744,472	742,417	746,135	741,768	769,757

Limits to Debt

The Authorised Limit represents the level at which the Council is able to borrow and enter into other long term liabilities. Additional borrowing beyond this level is prohibited unless the limit is revised by the Council. Table 3 details the recommended Authorised Limits for 2020/21 – 2024/25.

Table 3 – Authorised Limits

	2020/21 Estimate £'000	2021/22 Estimate £'000	2022/23 Estimate £'000	2023/24 Estimate £'000	2024/25 Estimate £'000
Authorised limits for borrowing	657,084	660,432	669,717	671,414	705,688
Authorised limit for other long-term liabilities	123,888	118,485	112,918	106,854	100,569
Authorised limit for external debt	780,972	778,917	782,635	778,268	806,257

The Operational Boundary is based on the anticipated level of external debt needed during the year. Variations in cash flow may lead to occasional, short term breaches of the Operational Boundary that are acceptable. Sustained breaches would be an indication that there may be a danger of exceeding the Authorised Limits. Table 4 details the recommended Operational Boundaries for 2020/21 and following years.

Table 4 - Operational Limits

	2020/21 Estimate £'000	2021/22 Estimate £'000	2022/23 Estimate £'000	2023/24 Estimate £'000	2024/25 Estimate £'000
Operational limits for borrowing	632,084	635,432	644,717	646,414	680,688
Operational limit for other long-term liabilities	123,888	118,485	112,918	106,854	100,569
Operational limit for external debt	755,972	753,917	757,635	753,268	781,257

The forecast opening balance for External Borrowing at 1 April 2020 is £507.85 million and remains unchanged at 31 March 2021.

The Council also needs to ensure that its gross debt does not, except in the short term, exceed the total of the Capital Financing Requirement. Table 5 details the Capital Financing Requirement against the total gross debt plus other long term liabilities. The level of under borrowing reflects the use of internal borrowing from the Council's internal cash resources.

Table 5 – Underlying Borrowing Requirement to Gross Debt

	2020/21 Estimate £'000	2021/22 Estimate £'000	2022/23 Estimate £'000	2023/24 Estimate £'000	2024/25 Estimate £'000
Capital financing requirement	744,472	742,417	746,135	741,768	769,757
Gross borrowing and other long-term liabilities	636,487	631,738	626,335	620,768	614,704
Under/ (over) borrowing	107,985	110,679	119,800	121,000	155,053

The debt management strategy and borrowing limits for the period 2020/21 to 2024/25 have been set to ensure that over the medium term net borrowing will only be for capital purposes.

Ratio of Financing Cost to Net Revenue Stream

Table 6 that follows shows the relationship between Capital Financing Costs and the Net Revenue Stream for 2020/21 and future years. Financing cost is affected by Minimum

Agenda Item 8

Revenue Provision (MRP), interest receivable and payable and reductions in other long term liabilities.

Table 6 – Ratio of Financing Costs to Net Revenue Stream

	2020/21 Estimate £'000	2021/22 Estimate £'000	2022/23 Estimate £'000	2023/24 Estimate £'000	2024/25 Estimate £'000
Minimum revenue provision	12,704	12,415	12,869	13,176	13,845
Interest payable	26,017	26,017	26,017	26,017	26,017
Recharges and other adjustments	(322)	(469)	(702)	(945)	(1,260)
Interest receivable	(1,550)	(1,550)	(1,550)	(1,550)	(1,550)
Capital financing cost (excluding other long-term liabilities)	36,849	36,413	36,634	36,698	37,052
Capital financing costs of other long-term liabilities	14,901	14,636	14,689	14,428	13,262
Capital financing costs including other long-term liabilities	51,751	51,048	51,323	51,127	50,314
Estimated net revenue stream	530,054	559,754	571,672	589,239	589,239
Ratio of financing costs (excluding other long term liabilities) to net revenue stream	6.95%	6.51%	6.41%	6.23%	6.29%
Ratio of financing costs (including other long-term liabilities) to net revenue stream	9.76%	9.12%	8.98%	8.68%	8.54%

Treasury Management Prudential Indicators

Where external borrowing is required it can either be at fixed or variable rates of interest, and can be taken out for periods from a year to 50 years. The use of prudential indicators seeks to reduce the risks associated with fixed and variable interest rate loans and with borrowing for different loan periods.

Borrowing at fixed rates of interest for long periods can give the opportunity to lock into low rates and provide stability, but means that there is a risk of missing possible opportunities to borrow at even lower rates in the medium term. Variable rate borrowing can be advantageous when rates are falling, but also means that there is a risk of volatility and a vulnerability to unexpected rate rises.

Borrowing for short periods or having large amounts of debt maturing (and having to be re-borrowed) in one year increases the risk of being forced to borrow when rates are high.

The Council's policy has been to borrow at fixed rates of interest when rates are considered attractive.

The proposed Prudential Indicators for 2020/21 and beyond are set out in Table 7.

Table 7 – Treasury Management Prudential Indicators

Prudential Indicators	Upper Limit	Lower Limit
	%	%
Limits on borrowing at fixed interest rates	100	70
Limits on borrowing at variable interest rates	30	0
Percentage of Fixed Rate Debt maturing in:		
Under 12 months	20	0
12 Months to within 24 months	25	0
24 Months to within 5 Years	30	0
5 years and within 10 Years	35	0
10 years and within 20 years	45	0
20 years and within 35 years	60	0
35 years and within 50 years	75	20

The limits have been set taking into account the CIPFA Code of Practice which requires that the maturity date for LOBO (Lender Option Borrower Option) loans is assumed to be the next call date, rather than the total term of the loan. This will apply to the Council's Money Market loans.

Monitoring the Indicators

It is important to monitor performance against forward looking indicators and the requirement that borrowing should only be for capital purposes. The total level of borrowing will be monitored daily against both the operational boundary and the authorised limit. If monitoring indicates that the authorised limit will be breached, a report will be brought to the Cabinet outlining what action would be necessary to prevent borrowing exceeding the limit and the impact on the revenue budget of breaching the limit. It will be for the Cabinet to make recommendations to the County Council to raise the limit if it is felt appropriate to do so.

The indicators for capital expenditure, capital financing requirement, capital financing costs and the treasury management indicators will be monitored monthly. Any significant variations against these indicators will be reported to the Cabinet.

Analysis of Long Term Debt

The following Table 8 shows the County Council's fixed and variable rate debt as at 31 March 2019 and 31 December 2019 (current).

The interest rates shown do not include debt management costs or premiums/discounts on past debt rescheduling.

There has been no movement in the Council's external debt over the last financial year, as no new borrowing has been required and no further opportunities have arisen to repay debt.

Agenda Item 8

Table 8 – Analysis of Long Term Debt

	Actual 31.03.19 £'m	Interest Rate %	Current 31.12.19 £'m	Interest Rate %
Fixed Rate Debt				
PWLB	436.35	4.99	436.35	4.99
Money Market	71.50	5.83	71.50	5.83
Variable Debt				
PWLB	0.00		0.00	
Money Market	0.00		0.00	
Total External Borrowing	507.85	5.11	507.85	5.11

Schedule of Investments

The following schedule shows the County Council's fixed and variable rate investments as at 31 March 2019 and as at 3 January 2020 (current).

Table 9 – Schedule of Investments

		Actual 31.03.19*	Interest Rate	Current 03.01.20*	Interest Rate
	Maturing in:	£'m	%	£'m	%
Bank, Building Society and MMF Deposits					
Fixed Rates					
Term Deposits	< 365 days	147.50	1.01	110.00	0.99
	365 days & >	10.00	1.00	20.00	1.40
Callable Deposits					
Variable Rate					
Call Accounts		0.00	0.00	0.00	
Notice Accounts		12.50	1.01	40.00	1.04
Money Market Funds (MMFs)		46.83	0.77	52.52	0.72
Property Fund		10.00	4.23	10.00	4.32
All Investments		226.83	1.10	232.52	1.12

The Council's cash balance available for investment varies during the year, with peaks when Government grants and Council Tax precepts are received, which then taper down as expenditure is incurred. While the figure at 3rd January is higher than at the 31st March 2019, it includes the January Council Tax precept income, and it is now anticipated that the cash balances at 31st March 2020 will be lower than those at the start of the year.

The recent investment performance of the County Council's cash has been affected by the low interest rates introduced as part of the measures used to alleviate the global credit crunch. Interest rates have also been impacted by the introduction of new banking regulations requiring banks to hold higher levels of liquidity to act as a buffer.

* The figures as at 31 March 2019 and 3 January 2020 include respectively around £11.7m and £6.8m related to the Growing Places Fund (GPF). Devon County Council agreed to be the local accountable body for the GPF, which has been established by the Department for Communities and Local Government to enable the development of local funds to address infrastructure constraints, promoting economic growth and the delivery of jobs and houses. The Council is working in partnership with the Local Economic Partnership, and interest achieved on the GPF cash, based on the average rate achieved by the Council's investments, will accrue to the GPF and not to the County Council.

The rates on offer during 2019/20 continued to be low in comparison to the past, and the returns on the County Council's cash investments are forecast to remain at low levels for the foreseeable future; however, the Treasury Management Strategy will continue to ensure a prudent and secure approach.

Prospects for Interest Rates

Forecasting future interest rate movements even one year ahead is always difficult. The factors affecting interest rate movements are clearly outside the Council's control. Whilst short term rates are influenced by the Bank of England's Base Rate, long term rates are determined by other factors, e.g. the market in Gilts. Rates from overseas banks will be influenced by their national economic circumstances. The County Council retains an external advisor, Link Asset Services, who forecast future rates several years forward. Similar information is received from a number of other sources.

On 9th October HM Treasury announced an increase in interest rates for borrowing from the Public Works Loan Board (PWLb). Some local authorities have substantially increased their use of the PWLB, as the cost of borrowing has fallen to record lows. HM Treasury was concerned about the level of local authority borrowing and therefore announced that they would restore interest rates to levels available in 2018, by increasing the margin that applies to new loans from the PWLB by 100bps (one percentage point) on top of usual lending terms. However, this has no impact on the rates applicable to the Council's current long term debt, which were set at fixed rates when the loans were taken out.

Link Asset Services are forecasting that the overall longer run future trend is for gilt yields, and consequently PWLB rates, to rise, albeit gently. These forecasts are summarised in the following Table 10.

Table 10 – Base Rate Forecasts and PWLB Rates

	Dec (act) 2019	March 2020	June 2020	Sep 2020	Dec 2020	March 2021	June 2021	Sep 2021	Dec 2021	March 2022
Base Rate Forecasts										
Link Asset Services	0.75%	0.75%	0.75%	0.75%	0.75%	1.00%	1.00%	1.00%	1.00%	1.00%
Capital Economics	0.75%	0.75%	0.75%	0.75%	0.75%	0.75%	1.00%	1.00%	1.00%	-

	Dec (act) 2019	March 2020	June 2020	Sep 2020	Dec 2020	March 2021	June 2021	Sep 2021	Dec 2021	March 2022
PWLB Rates										
Link Asset Services forecast										
10 Year	2.60%	2.70%	2.70%	2.70%	2.80%	2.90%	3.00%	3.10%	3.20%	3.20%
25 Year	3.20%	3.30%	3.40%	3.40%	3.50%	3.60%	3.70%	3.70%	3.80%	3.90%
50 Year	3.10%	3.20%	3.30%	3.30%	3.40%	3.50%	3.60%	3.60%	3.70%	3.80%

The above forecasts have been based on an assumption that there is an agreed deal on Brexit, including agreement on the terms of trade between the UK and EU, at some point in time. The result of the general election has removed much uncertainty around this major assumption. However, it does not remove uncertainty around whether agreement can be reached with the EU on a trade deal within the short time to December 2020, as the prime minister has pledged.

Agenda Item 8

It has been little surprise that the Monetary Policy Committee (MPC) has left Bank Rate unchanged at 0.75% throughout 2019 due to the ongoing uncertainty over Brexit and the outcome of the general election. In its meeting on 7 November, the MPC became more dovish due to increased concerns over the outlook for the domestic economy if Brexit uncertainties were to become more entrenched, and for weak global economic growth: if those uncertainties were to materialise, then the MPC were likely to cut Bank Rate. However, if they were both to dissipate, then rates would need to rise at a “gradual pace and to a limited extent”.

Brexit uncertainty has had a dampening effect on UK GDP growth in 2019, especially around mid-year. There is still some residual risk that the MPC could cut Bank Rate during 2020 as the UK economy is still likely to only grow weakly in 2020 due to continuing uncertainty over whether there could effectively be a no deal Brexit in December 2020 if agreement on a trade deal is not reached with the EU. Until that major uncertainty is removed, or the period for agreeing a deal is extended, it is unlikely that the MPC would raise Bank Rate.

When budgeting for interest payments and receipts a prudent approach has been adopted to ensure that, as far as is possible, both budgets will be achieved.

Borrowing Strategy 2020/21 – 2022/23

The overall aims of the Council’s borrowing strategy are to achieve:

- Borrowing at the lowest rates possible in the most appropriate periods;
- The minimum borrowing costs and expenses; and
- A reduction in the average interest rate of the debt portfolio.

Since 2009 the Council has followed a policy of containing the capital programme, taking out no new external borrowing and repaying debt whenever this can be done without incurring a financial penalty. This strategy has worked well in a period of austerity. The Council’s external borrowing level has reduced by £102 millions since 2008/09, resulting in reduced Capital Financing Charges.

The capital programme continues to include new starts funded by grants or capital receipts but with no requirement for new external borrowing. There is no expectation that government funding will deviate from its current downward trajectory. The authority faces significant challenges in balancing its revenue budget in the coming years and it is therefore difficult to imagine how significant additional borrowing could be financed. As a result, the Medium Term Financial Strategy (MTFS) continues to assume that, over the three year period, no new long-term borrowing will be required, although this will be kept under review.

The potential to repay further debt, or refinance debt at lower rates, will continue to be closely monitored. The ability of the Council to repay further debt will depend on the cost of repayment and the availability of cash to fund the repayment.

The loans in the Council’s current debt portfolio all have maturity dates beyond 2027. Under their current policy the Public Works Loan Board (PWLB) sets premature repayment rates, and where the interest rate payable on a current loan is higher than the repayment rate, the PWLB imposes premium penalties for early repayment. With current low rates of interest this would be a significant cost which would impair the benefit of repayment. Therefore, it will only make financial sense to repay debt early if the PWLB changes its current policy, or if interest rates rise and cancel out the repayment premiums. While HM Treasury has increased the margin over gilt yields for new borrowing, the premature payment rates have been left unchanged. Current interest rate forecasts suggest that it is extremely unlikely that gilt yields will rise sufficiently to cancel out the premiums in the medium term.

It is forecast that as at 31 March 2020 the Council will have cash balances of around £190 millions. A prudent level of balances is required to meet cashflow. In addition, the cash balances will in part be made up of earmarked reserves and will therefore be committed to meeting Council expenditure. However, the level of cash balances would enable early repayments to be considered, should interest rates rise sufficiently to cancel out the premiums.

If short-term borrowing is required to aid cashflow, this will be targeted at an average rate of **0.7%**.

Investment Strategy 2020/21 – 2022/23

The County Council continues to adopt a very prudent approach to its investments. The majority of investments will be "Specified Investments" as defined by the Ministry of Housing, Communities and Local Government (MHCLG). For such investments, only a small number of selected UK banks and building societies, money market funds and Non-Eurozone overseas banks in highly rated countries are being used, subject to strict criteria and the prudent management of deposits with them. The lending policy is kept under constant review with reference to strict criteria for inclusion in the counterparty list. In addition, non-specified investments are included in the strategy, including the potential to invest in property funds, short-dated bond funds and multi-asset income funds.

The Treasury Management Strategy will continue to be set to ensure a prudent and secure approach.

The full County Council is required under the guidance in the CIPFA Treasury Management Code of Practice to approve an Annual Investment Strategy.

The overall aims of the Council's strategy continue to be to:

- Limit the risk to the loss of capital;
- Ensure that funds are always available to meet cash flow requirements;
- Maximise investment returns, consistent with the first two aims; and
- Review new investment instruments as they come to the Local Authority market, and to assess whether they could be a useful part of our investment process.

The overriding objective will be to invest prudently, with priority being given to security and liquidity before yield.

For 2020/21 the Council is proposing to make a pre-payment of deficit contributions into the Pension Fund. It is proposed to pay £32 millions into the Pension Fund during April 2020, which represents the total deficit contributions set for the Council for the next three years. In return for making an advance payment of three years' deficit contributions the Pension Fund will give a 4.5% discount on the payment required, resulting in a saving of £0.5 million in each of the next three years.

Initially this will reduce the balance available for investment via the Treasury Management Strategy, but represents payments that are due over the next three years, so will not have a long term impact on balances. The saving achieved represents a slightly higher return than the Council could achieve by investing more in the CCLA Property Fund or in a multi-asset income fund for arguably less overall risk, although there is a risk that if the Pension Fund does not achieve the required returns there could be an adverse impact on Devon County Council's contribution rates from 2023/24 onwards.

The outlook for cash investment remains challenging. Whereas in the past there has been a perception that Governments would not allow banks to fail, the current regulatory

Agenda Item 8

environment puts more emphasis on the requirement for investors to take a hit by funding a “bail-in”. A bail-in is where the bank’s creditors, including local authorities depositing money with them, bear some of the burden by having part of the debt they are owed written off. The balance of risk has therefore changed, and as a result the Council has considered alternative forms of investment in order to diversify its risk.

Under the Markets in Financial Instruments (MiFID II) directive, local authorities are now classed as retail clients by the Financial Conduct Authority (FCA). This has implications for the range of investments that are available to local authorities. While bank and building society deposits are unaffected by the new regulations, some banks have determined that they will only take term deposits from professional clients, and a range of alternative forms of investments are only available to professional clients. However, if the local authority meets criteria set by the FCA, then it can apply to the financial institutions with which it wishes to invest to request that the institution concerned “opts up” the local authority to elective professional client status. The Council has made applications and been opted up to elective professional client status where required.

Those counterparties who have confirmed that they will treat the Council as a professional client under the MiFID II regulations are set out in Table 11 below.

Table 11 – Counterparties that have “opted up” the Council to elective professional client status

Counterparty	Counterparty Type
Standard Chartered	UK Bank
Commonwealth Bank of Australia	Overseas Bank
CCLA	Property Fund
Aberdeen Standard	Money Market Fund
Insight	Money Market Fund

In addition, brokers Tradition and Tullett Prebon, and our treasury advisors, Link Asset Services, have opted up the Council to professional client status. The majority of bank and building society deposits are unaffected by the MiFID II regulations.

Subject to the MiFID II regulations, a variety of investment instruments are available to the Local Authority market. In addition to the notice accounts and fixed term deposits available from UK and overseas banks, it is also possible for the Council to invest, for example, in UK Government Gilts, bond funds and property funds. These alternative instruments would either require the Council to tie up its cash for significantly longer periods, thus reducing liquidity, or would carry a risk of loss of capital if markets go down. The Council has considered these alternatives and concluded that investment in a range of different funds should be permitted within the Treasury Management Strategy.

The Investment Strategy will be split between “Specified Investments”, which meet criteria specified in guidance issued by the Ministry of Housing, Communities and Local Government (MHCLG), and a range of longer term “Non-specified Investments”.

Specified Investments

Specified Investments will be those that meet the criteria in the MHCLG Guidance, i.e. the investment:

- is sterling denominated;
- has a maximum maturity of 1 year;

- meets the “high credit quality” as determined by the Council or is made with the UK government or is made with a local authority in England, Wales, Scotland or Northern Ireland or a parish or community council; and
- the making of which is not defined as capital expenditure under section 25(1)(d) in SI 2003 No 3146 (i.e. the investment is not loan capital or share capital in a body corporate).

Specified Investments will include bank and building society deposits. Security is achieved by the creation of an ‘Approved List of Counterparties’. These are the banks, building societies, money market funds and other public bodies with whom we are prepared to deposit funds. In preparing the list, a number of criteria will be used not only to determine who is on the list, but also to set limits as to how much money can be placed with them, and how long that money can be placed for.

Banks are expected to have a high credit rating. The Council uses the ratings issued by all three of the major credit rating agencies, Fitch, Moody’s and Standard & Poor’s, made available to the Council through its external Treasury Advisors. These are monitored daily.

The lowest rating published by any of the agencies is used to decide whether an institution is eligible for inclusion. Where the counterparty is only rated by two of the major ratings agencies the lowest rating published by either of the two is used. This rating also determines the maximum amount which can be loaned to an individual counterparty. Non-Eurozone overseas banks that meet the criteria are included from countries with a high Sovereign rating.

The time length of all deposits with financial institutions will be managed prudently, taking account of the latest advice from the Council’s external advisors.

Money Market Funds have a portfolio comprised of short-term (less than one year) securities representing high-quality, liquid debt and monetary instruments. Following the financial crisis these funds were seen as higher risk and were therefore not used by the Council. However, the new regulatory environment around the concept of “bail-in” means that many money market funds are now regarded as a more secure form of investment than bank deposits, as they diversify their investments across a range of financial institutions to spread the risk, and will therefore be used where appropriate.

Money market funds must have an ‘AAA’ rating to be included on the counterparty list. They may be CNAV (Constant Net Asset Value), LVNAV (Low Volatility Net Asset Value) or VNAV (Variable Net Asset Value). Yields and prices will be monitored on a daily basis to ensure that there is minimal risk of loss of capital.

Other public sector bodies are principally arms of Government, or other local authorities, and although not rated are deemed suitable counterparties because of their inherent low risk.

The ‘Approved List of Counterparties’ specifies individual institutions and is formally reviewed at least monthly. Notification of credit rating downgrades (or other market intelligence) is acted upon immediately, resulting in any further lending being suspended.

Table 12 that follows summarises the current ‘Approved List’ criteria.

Agenda Item 8

Table 12 – Specified Investments Counterparty Approved List Criteria

Counterparty Type	Fitch	Moody's	Standard & Poor's	Credit Limit
UK Banks				
not below	AA- & F1+	Aa3 & P-1	AA- & A-1+	£50 million
not below	A- & F1	A3 & P-1	A- & A-1	£30 million
UK Building Societies				
not below	AA- & F1+	Aa3 & P-1	AA- & A-1+	£50 million
not below	A- & F1	A3 & P-1	A- & A-1	£30 million
Non-Eurozone Overseas Banks				
Sovereign Rating of	AAA	Aaa	AAA	
and not below	AA- & F1+	Aa3 & P-1	AA- & A-1+	£50 million
and not below	A- & F1	A3 & P-1	A- & A-1	£30 million
UK Public Bodies				
Central Government				
– Debt Management Office				Unlimited
Local Government				
– County Councils				£10 million
– Metropolitan Authorities				£10 million
– London Boroughs				£10 million
– English Unitaries				£10 million
– Scottish Authorities				£10 million
– English Districts				£5 million
– Welsh Authorities				£5 million
Fire & Police Authorities				
				£5 million
Money Market Funds				
	AAA	Aaa	AAA	£30 million

Where the short term rating of a counterparty is one notch below the stated criteria, but the counterparty meets the long term rating criteria, they may still be used subject to the advice of our external advisors (Link Asset Services) who will take into account a range of other metrics in arriving at their advice.

The counterparty limits shown in the table also apply at a banking group level. This ensures that the Council is not exposed to the risk of having maximum sums invested in multiple institutions owned by a group that encounters financial difficulties.

The credit ratings shown in the table for banks and building societies allow for greater sensitivity in recognising counterparty risk. Liquidity in investments is the second key factor in determining our strategy. Funds may be earmarked for specific purposes or may be general balances, and this will be a consideration in determining the period over which the investment will be made.

The Council has a self-imposed limit of ensuring that at least 15% of deposits will be realisable within one month.

The Council will look to invest in specified investments for a range of durations up to one year to ensure sufficient liquidity for cashflow purposes. Our treasury advisors, Link Asset Services, provide advice on the recommended maximum length of deposit for each of the counterparties that the Council uses, and their recommendations will be taken into account when determining the length of time that any deposit is placed for.

Non-Specified Investments

Non-specified investments are those that do not meet the criteria described above, but are intended to be a longer term investment, generating a higher yield, but with a slightly higher degree of risk.

The limit on non-specified investments will be set at no more than 25% of the total treasury investments at any time or £40 millions whichever is the lower.

The Council has previously decided that investment in a commercial property fund would be a prudent way to diversify risk and achieve a higher yield, as it would benefit from forecast growth in GDP. The CCLA Property Fund is therefore included as an approved counterparty, and an initial investment of £10 million was made in 2015.

In addition, short-dated bond funds and multi-asset income funds may be used. Short dated bond funds will invest in high quality short dated government or corporate bonds. Multi-asset income funds will invest in a wider range of investments designed to produce a higher income yield, but will have a higher level of risk. In both cases, funds will be targeted where the total return is likely to be higher than the income yield, to reduce the risk of capital loss should the investment need to be realised.

The Council will only use funds that are subject to a statutory override to IFRS9. Under the IFRS9 accounting standard unrealised gains and losses arising from funds previously measured as Available for Sale will now be classified as Fair Value through Profit and Loss and taken to the Comprehensive Income and Expenditure Account in the year they arise. As a result, any capital loss would impact on the yield gained from the investment.

However, Parliament has put in a statutory override for investments that fall under the following definitions:

- A money market fund;
- A collective investment scheme as defined in section 235 (1) of the Financial Services and Markets Act 2000;
- An investment scheme approved by the Treasury under section 11(1) of the Trustee Investments Act 1961 (local authority schemes)

The regulation (override) makes it clear that the revenue account should not be charged in respect of that fair value gain or loss and instead that amount should be charged to an account established, charged and used solely for the purpose of recognising fair value gains and losses in accordance with this regulation. The statutory override applies from 1st April 2018 to 31st March 2023. This reduces the risk to the Council of capital losses impacting on investment income, as any capital loss would only impact on the Council at the point that the investment is realised, or after the statutory override ends in March 2023. However, the risk of loss of capital at those points needs to be recognised, and these investments should be seen as longer-term investments.

Non-specified investments can also include bank and building society deposits of over a year, in line with the criteria set out in the section on Specified Investments.

Table 13 that follows summarises the 'Approved List' criteria for non-specified investments.

Agenda Item 8

Table 13 – Non-Specified Investments Counterparty Approved List Criteria

Counterparty Type	Credit Limit
CCLA Property Fund	£30 million
Short-dated bond funds	£20 million
Multi-asset income funds	£20 million
Bank and Building Society Deposits over 1 year (meeting credit rating criteria as per Specified Investments)	£30 million

Where a bank or building society is considered for an investment of over one year, the credit limit will be applied to the total investments with that institution, including specified and non-specified investments, i.e. deposits above and below one year.

Interest Rate Targets

For the 2020/21 financial year it has been assumed that the average interest rate earned on lending to banks and building societies will be 0.75% p.a. The target rate takes into account that the Bank of England's base rate has remained at 0.75% since November 2018. In practice, it should be possible to achieve an average rate in excess of the base rate, but a target of 0.75% builds in an element of prudence, given the uncertainties around the impact of Brexit.

The yield from investment in the CCLA Property Fund is assumed to be 4.50%. Further analysis will be required to identify short-dated bond funds and multi-asset income funds that would meet the Council's requirements. The targeted yield from those funds would be 2.00% for short dated bond funds and 3.50% for multi-asset income funds. Currently these are not factored into the budget for investment income.

The targets we have set for 2020/21 are considered to be achievable.

Given the degree of uncertainty about future economic prospects and the future level of interest rates, MTFS forecasts have been based on the average rates for lending to banks and building societies continuing to be 0.75% for 2021/22 and 2022/23. However, these will be reviewed in the light of changes to the rates on offer from the Council's counterparties over the MTFS period. It may be possible to increase the target rate once the continuing uncertainty around the impact of Brexit has been resolved and the Bank of England is in a position to consider rate rises.

Investments that are not part of treasury management

The revised Treasury Management Code also requires the authority to report on investments in financial assets and property that are not part of treasury management activity, but where those investments are made primarily to achieve a financial return.

The Council does not currently have a policy of making commercial investments outside of its treasury management activity for mainly financial reasons. All capital investments outside of treasury management activities are held explicitly for the purposes of operational services, including regeneration, and are monitored through existing control frameworks.

The Authority does not generally invest in equity shares but does have two £1 shares in NPS (SW) Ltd, valued at £247,000 and an equity investment in Exeter Science Park Ltd

of £1.881 million. At 31 March 2019 these shares were recognised in the balance sheet at £2.128 million. However, these are not held as financial investments, but for the purposes of providing operational services, including economic regeneration.

Performance Targets

The primary targets of the Treasury Management Strategy are to minimise interest payments and maximise interest receipts over the long term whilst achieving annual budgets, without taking undue risk. Where there are comparative statistics available for individual aspects of the Strategy these will be used to monitor performance. The Council will continue to review best practice at other authorities and work with its treasury advisors (Link Asset Services) to assess performance.

Agenda Item 8

Page left blank intentionally

Capital Strategy 2020/21 - 2024/2025

DEVON COUNTY COUNCIL — BETTER TOGETHER

About Devon

Devon County Council is one of 26 County Councils in England. We represent a population of around 780,000 and administer an area of 6,564 km², geographically the third largest in England. Devon is a three-tiered local authority area and we work in partnership with eight District Councils and over 300 Town and Parish Councils.

Our services

We provide some of our services directly and commission others from other organisations.

Our main service groups are:

Adult care and health; including services for older people and for people with physical or learning disabilities,

Children's Services; including education and learning, services to vulnerable children and families, safeguarding, looked after children and care leavers,

Communities, Public Health, Environment and Prosperity; including planning, transportation and environment, economy enterprise and skills, trading standards, libraries, community safety and emergency planning,

Corporate Services; including County Treasurer,

Digital Transformation and business support, and

Legal, Human Resources and Communications,

Highways, Infrastructure, Development and Waste.

Doing What Matters for Devon

Our purpose is to create a Devon where everyone can be:



Devon has an outstanding natural environment and a strong sense of community. Employment levels are high, schools are of good quality and crime is low.

However, life is more difficult for some people and communities. Although the physical health of the population is generally good, rates of mental ill health and self-harm are higher than the national average. Recent years have seen increasing financial pressures for many working age families with a rise in poverty and more people seeking emergency supplies of food. Whilst unemployment is low, there also remain significant differences in the number of people in work and the type of work available for those who are older, have a disability or have care responsibilities.

DEVON COUNTY COUNCIL — CAPITAL STRATEGY

Shaping Devon

The Capital Strategy ensures that the Authority takes capital expenditure decisions in line with strategic and service objectives, and properly considers the operational and service needs of the Authority and Doing What Matters for Devon.

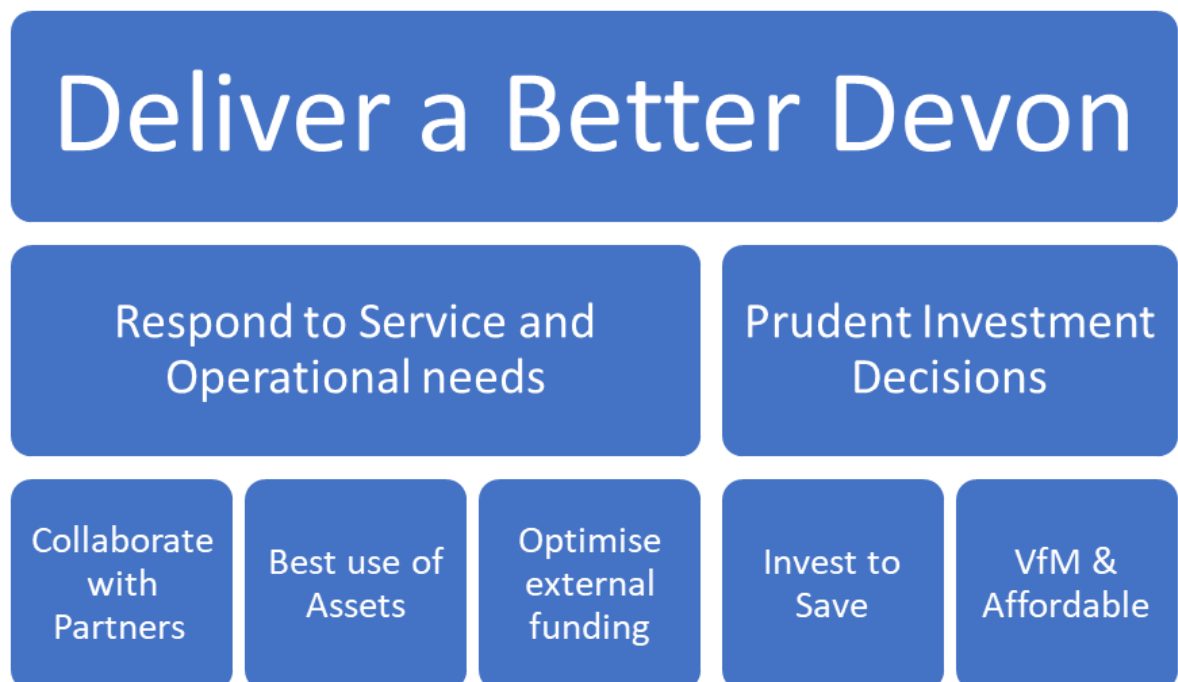
We believe that our purpose is to help people in Devon to live their lives well, in a way that makes sense to them. It is the core that unifies all officers, leaders and elected members across the council, and gives us a common purpose with our partners across the public and voluntary sectors. It is the driver for everything that we do and every decision that we make.

This is balanced with the need to produce prudent, sustainable and affordable levels of investment in the Authority's assets, thereby supporting each of the service areas deliver their objectives. This is what the 2020/21 Capital Strategy aims to support.

Key Principles

The Capital Strategy focuses on key principles, which underpin the short to medium term Capital Programme, as well as supporting the Authority's longer term strategic and operational objectives. Through investment in its strategic assets, the Capital Strategy aims to make the best use of those assets and support the delivery of service ambition.

Key Principles of the Capital Strategy:



DEVON COUNTY COUNCIL — SERVICE & OPERATIONAL NEEDS

Adult Care & Health

Devon County Council and the NHS work together to improve the health of people in Devon and make sure everyone across the county has equal access to healthcare services.

We aim to:

- promote health equality across Devon
- support people to make healthy life choices
- provide good quality and accessible healthcare
- prevent problems through programmes like childhood immunisation



Adult Care Operations and Health (ACH) is the operational social care service which offers advice, information and signposting as well as assessment, support planning and reviews older people and working aged adults with learning disability, autism, physical disabilities with eligible social care needs.

The Vision is to enable people to lead healthy lives in Devon's outstanding environment, support people to live in their own home as part of a supportive community and focus on reducing inequalities in health.

The capital strategy for ACH aims to support the service in reaching its ambitions by acting as Accountable Body in relation to the Disabled Facilities Grant; a grant passported to district authorities. Monies are then awarded to help towards the costs of making changes to an individual's home, so that they can continue to live there.

<https://www.devon.gov.uk/care-and-health/adults>

Agenda Item 8

DEVON COUNTY COUNCIL — SERVICE & OPERATIONAL NEEDS

Children's Services (including Education)

This service brings together the statutory duties of the Council in relation to Education, children in need, child protection and looked after children. It includes a range of services targets to support families and thus help to avoid the need for children to come into care.



Devon schools have consistently delivered good outcomes of a relatively low spend per pupil. Attainment, progress and school quality have generally been above national averages. Providing support for disabled pupils and for those with special educational needs continues to be a key objective, and a significant challenge as funds have not been enough to keep pace with the increasing range and complexity of need.



The Capital Strategy aims to respond to these challenges by investing corporate and external funding to expand Special School provision in Devon by adding up to 300 new places for children and young people (CYP) with special educational needs and disability (SEND).

The Council also runs a loan facility to schools for equipment which may otherwise have to be leased at additional cost to the school, offering a value for money solution for vital ICT and other equipment.

Capital grants are available to support adaptations to foster carers homes where required, and significant investment continues to be programmed, to maintain existing school assets and to respond to the need for additional classroom places by expanding schools, as Devon families grow.

<https://www.devon.gov.uk/educationandfamilies>

DEVON COUNTY COUNCIL — SERVICE & OPERATIONAL NEEDS

Communities, Public Health, Environment and Prosperity (CoPHEP)

The Communities portfolio links commissioning services and support to help people and organisations in communities to be better connected, resilient and safe. The team commission library and information services, a Devon-wide youth service, community safety work, as well as activities promoting cultural and heritage, physical activity and sports.

Economy Enterprise and Skills form the Prosperity part of CoPHEP, and supports the delivery of economic growth, prosperity and protection for Devon's residents and business.

Within Environment we have the Planning, Transportation and Environment service which includes strategic infrastructure and the statutory response for the development of Education and Transport Plans and Waste and Mineral plans.

Finally, we have the Public Health team which is predominately funded by the Department of Health.

- Community and Living
- Economy and Enterprise
- Environment and Landscape
- Healthy and Active
- Libraries and Heritage
- Planning and Development

The Capital Strategy supports this wide reaching directorate in a number of ways with Large Schemes and Major Highways Schemes being a significant area of statutory responsibility, and subsequently a high level of capital investment. There is a significant level of external funding from government bodies for example the Local Transport Plan and also via the Local Enterprise Partnership (LEP).

Capital investment in this service area aims to support Devon's economy by expanding Superfast Broadband, and in the development of Business Parks such as Roundswell, Okehampton, investment in Exeter Science Park and Skypark.

Flood prevention works aim to protect homes and business, and other significant investment has been made in sustainable transport.

<https://www.devon.gov.uk/navigation/community-and-living>

DEVON COUNTY COUNCIL — SERVICE & OPERATIONAL NEEDS

Corporate Services

Corporate Services holds responsibility for the Authority's Corporate Estate including County Farm assets. It also holds the portfolios of Treasurers Services, HR, Communications and Legal along with Digital Transformation and Business Support (ICT).

The Authority's Estates Strategy focuses on rationalisation, cost reduction, releasing capital receipts, lowering carbon emissions and creating connected, flexible workspaces. It will achieve this by:

- identifying properties, land and buildings that are no longer required
- identifying the potential for co-location of services
- identifying opportunities for better use of assets across the public sector
- improving the energy efficiency of assets.



The result is a smaller, more efficient estate of better performing buildings, leading to a reduction in running costs and a more 'fit for purpose' property portfolio.

The Council has committed to investing in its operational assets by including annual capital funding for the enhancement of its existing property estate. This includes works to bring County Farms up to the Decent Homes standard, and the continued upgrade and development of ICT for operational use. The Council recognises that by investing in its assets it is ensuring their sustainability for the future, providing future economic benefit whilst also seeking to minimise longer term revenue repair and maintenance costs.

Digitisation

Digital technology is increasingly important in all our lives and is transforming the way we all work,

communicate and do business. We want to be an innovative and creative council at the forefront of technological development so that we can help make life easier and more convenient for everyone we come into contact with.

Our investment in our new Digital Platform allows our Digital Service team to create new services on that platform that meet the identified needs of Devon citizens, the County Council workforce and their partners. These services are created iteratively and therefore provide benefit quickly and can be reused as building blocks for new services as the needs are identified. This will enable citizens to transact with the Council on line and enable citizens and partners to communicate and access information through a variety of digital solutions.

DEVON COUNTY COUNCIL — SERVICE & OPERATIONAL NEEDS

Highways, Infrastructure Development & Waste



The purpose of the Highways and Traffic Management service is to maintain, improve and operate the existing local highway and public rights of way networks. The service prioritises safety and meeting the travel needs of business, communities and individuals.



The Infrastructure Development team principally delivers the County Council's Capital works programme and has also provides technical engineering consultancy services. The Waste Management service is response for the disposal of local authority collected waste.

For Highway Maintenance the Capital works are defined as major structural renewal to the asset either to the road pavement, drainage or the structures. This is funded by the Department for Transport (DfT) through the Local Transport Plan allocation. There is the occasional need to fund additional works from the County Council Capital budget, but these are exceptional conditions such as a major Bridge failure.

Other major capital investment by the Council includes the Street Lighting upgrade to LED which is an invest to save initiative.

Flood Risk

The delivery of capital flood improvement schemes is prioritised in accordance with the criteria set out in the Local Flood Risk Management Strategy for Devon. These can be proactive measures based on detailed assessment and modelling of high-risk areas or reactive intervention following major flooding that has occurred. Projects vary from small capital works funded solely from internal budgets, generally where there are low numbers of properties benefitting, to larger scale works requiring external funding from other government funding streams or partnership contributions.

Waste

Devon County Council is responsible for the safe disposal of all municipal household waste generated in the eight districts of Devon. We are dedicated to reducing, reusing, recycling, composting and as a last option, recovering energy wherever possible utilising nineteen recycling centres across the County.

<https://www.devon.gov.uk/navigation/roads-and-transport/>

<https://www.devon.gov.uk/wasteandrecycling/>

DEVON COUNTY COUNCIL — PRUDENT INVESTMENT DECISIONS

Where external funding is not available the authority will utilise alternative sources of capital financing, as follows:

Internal Borrowing

A prudent level of cash balances is required for the authority to meet its obligations in respect of cashflow. Where cashflow allows, the authority has utilised cash balances and internal borrowing (borrowing from internal cash resources) to fund the capital programme. The affordability of this internal borrowing mechanism will be monitored by the County Treasurer.

If the authority borrows internally or externally it is required to make a provision for the repayment of that debt. This is a statutory obligation and is referred to as the Minimum Revenue Provision (MRP).

This strategy suggests a prudent level of around £10 millions of internal borrowing per annum, where cashflow allows.

External Borrowing

The authority has a policy of not undertaking any new external borrowing, as set out in the Treasury Management Strategy 2020-21, with the authority not undertaking any new external borrowing since January 2008. This policy is reviewed regularly to ensure it is still fit for purpose and can continue to meet the capital financing requirements of the authority's services.

Using capital receipts and internal borrowing as a capital funding source will ensure the authority is able to contain its level of debt and therefore its overall level of borrowing.

Capital receipts

Capital receipts must be accounted for separately from revenue income and may only be used to finance capital expenditure.

The procedures for declaring properties surplus to requirements are set out in the Council's Code of Practice for the Disposal of Surplus Property. The Head of Digital Transformation & Business Support is responsible for the negotiations of all such sales. The County Treasurer is consulted on the sale of assets at less than full market value.

Monitoring is undertaken so that forecast receipts are sufficient to finance the existing capital programme commitments, and also to ensure that the existing capital programme does not rely too heavily on this finite source of funding.

DEVON COUNTY COUNCIL — GOVERNANCE & RISK

The Capital Programme sets out the planned capital investment of the authority and is approved by Cabinet and Council annually.


The Cabinet is responsible for approving the annual Capital Outturn and for agreeing procedures for carrying forward any under or over-spend on capital projects as well as approving the MTCP annually, and monitoring capital expenditure against approved budgets, on a bi-monthly basis.

The County Treasurer has responsibility for the proper administration of the Council's financial affairs. This includes monitoring actual capital spend against budget which is undertaken on a bi-monthly basis with any risks to delivery or financing reported to Cabinet.

Any subsequent additions or changes to the capital programme will be approved in accordance with the Constitution (Part 5c Financial Regulations) throughout the year. The Financial Regulations set out in section B12.5 state that the amount of capital expenditure to be financed by external borrowing must be approved by Council.

Before items are included in the Capital Programme a detailed business case must be submitted to the Capital Programme Group (CPG). These are assessed to ensure alignment with strategic objectives set by the Council, deliverability within existing resources, risk and value for money. Option appraisal techniques, such as Net Present Value (NPV) will be used as a way of appraising investment options.

The CPG does not have decision making powers. It makes recommendations to the Cabinet Member for Resources Management, Cabinet Member for Policy, Corporate and Asset Management and the County Treasurer for inclusion in relevant Council and Committee reports.



Agenda Item 8

DEVON COUNTY COUNCIL — COUNTY WIDE & FUTURE YEARS

The shape of the capital programme in the longer term will be dependent upon the continued delivery of capital receipts, the future allocation of capital grants from Central Government departments, and the availability of internal cash resources.

The Medium Term Financial Strategy (MTFS) continues to assume that, over the three-year period, no new long-term external borrowing will be required. This has been assessed as sustainable in the short to medium term but will be kept under review.

The Capital Strategy ensures that the authority takes capital expenditure decisions in line with strategic and service objectives and properly considers the operational and service needs of the Council. This has been balanced with the need to produce a prudent, sustainable and affordable level of investment in the Councils assets, which the 2020/21 to 2024/25 Capital Programme aims to deliver.

Given the continued uncertainty around the impact of BREXIT and the uncertain future economic climate, it is difficult for the Council to provide clarity around what are a complex and diverse range of potential outcomes. Focus is therefore on ensuring the authority has flexibility and is ready to adapt its operations as needs arise. The Capital Strategy aims to support this through the prudent practices set out in this document, supported by the best use of assets and the maximisation of external funding.

CLIMATE CHANGE

A range of public, private and voluntary organisations from across Devon came together on 22nd May 2019, to declare a climate emergency and to endorse the principles of the Devon Climate Declaration.

This recognises that we are aware of the significant implications of climate change for Devon's communities and proposes action to rapidly reduce our carbon dioxide emissions.

In 2020/21 the Council introduced a Climate Change Capital budget specifically to support capital climate change initiatives, or to use as match funding so that external funding in this area can be maximised. Each Cabinet paper, for the introduction of a new capital project in year, also has to set out its environmental impact including its response to, or in respect of, Climate Change.



SUMMARY

The Capital Strategy ensures that the authority takes capital expenditure decisions in line with strategic and service objectives and properly considers the operational and service needs of the Council. This has been balanced with the need to produce a prudent, sustainable and affordable level of investment in the Councils assets, which the 2020/21 to 2024/25 Capital Programme aims to deliver.

Risk Analysis of Volatile Budgets

Background

Background

As part of the budget-setting process, the County Council must consider the risks inherent in the budgets set and the adequacy of the measures put in place to manage those pressures. Members need to form a view on the adequacy of the level of reserves as a safeguard against unexpectedly high levels of demand being experienced in a number of volatile budget areas. The level of general balances is determined by the Council. A risk assessment has been undertaken of the main volatile budget areas, which follows this introductory page.

The most significant high-risk areas for 2020/21 arise where increased demand for services provide cost pressures and the scale of budget requires significant management action include:-

- Adult Care and Health, Children's Services, Public Health and Highways Infrastructure Development and Waste, with clear risks being identified.
- Service management teams have, however, identified a number of strategies aimed at mitigating the pressures as set out in the following pages.
- It is very important that active budget monitoring and management remains in place and is undertaken with a high level of professional discipline, so that net expenditure is contained within budget limits.

Agenda Item 8

Risk Assessment

Adult Care and Health

Service	Budget 2020/21 £'000	Risk and Impact	Mitigation
Demand for packages of care (across all service types)	199,314	<p>Demand for the number and intensity of packages of care can be volatile in a number of areas. Learning Disability services (including autism) have seen significant growth in activity over recent years and continues to be under pressure going forward, particularly as children in care transition to adulthood.</p> <p>Devon also has an above average elderly population when compared nationally, which is forecasted to continue increasing.</p> <p>If our assumptions of demand are not correct the financial risk will vary with average packages ranging from £10,000 per year for personal care to £51,000 per working age residential placement. The most expensive package is currently £245,000 per year.</p>	<p>The 2020/21 budget has been planned on the basis of the most recent volume data available at the time of preparation, with estimates made for anticipated growth in demand for services next year, and the effects of planned savings strategies.</p> <p>A core principle is to promote independence of individuals where ever possible by supporting people to live well in their own homes and to prevent reliance on ongoing care wherever possible by earlier intervention and reablement, including reassessing the proportion of care spent on short term recovery services to target resources most effectively.</p>
Unit cost pressure (across all service types)	199,314	<p>There are price pressures on all commissioned services arising from inflationary factors (increased National Living Wage for example) and labour supply issues. Parts of Devon are at full employment and the care sector is competing for labour with other industry sectors.</p> <p>An average £10 per week change in residential placement costs (current average weekly rate paid is £703) will increase costs by circa £1.4 millions and a £1 per hour increase in personal care rates (current average rate paid is £18.64) will cost £1.8 millions.</p>	<p>The budget is based on actual unit costs as at the time of budget preparation, and is inflated for forecast prices changes.</p> <p>Detailed unit costs are monitored on a monthly basis by managers. There is an escalation process in place for approval of high cost packages.</p> <p>Lobbying of central government to provide for sustainable funding for social care in the long awaited Green Paper.</p>
Market sufficiency	199,314	<p>The Council has a statutory duty under section 5 of the Care Act 2014 to ensure the sufficiency of social care markets in Devon.</p> <p>The sufficiency of locally available good quality care at an affordable price is a risk in a number of areas of the county. This is linked to risks in the labour market attributable to Devon's relatively high employment, low pay economy.</p> <p>As a result, Personal Care commissioned volumes are contained. This has a current favourable financial effect, but an adverse effect in care home placement budgets and potentially NHS system budgets. If sufficiency could be restored, there is</p>	<p>Commissioners monitor the market to identify areas of poor sufficiency so that operational plans can be prepared including interventions if necessary.</p> <p>Focussed work with providers facing most difficulties to improve their approach, learning from the best practice of others.</p> <p>Use of iBCF funding to incentivise care worker recruitment and retention, with a focus on the areas where provision is most challenged.</p>

		an estimated financial risk to social care budgets in the region of £2 million annually.	
Legislative change	260,258	<p>The new government has indicated reforming of social care and a national disabilities strategy, along with prioritisation of the NHS.</p> <p>Legislative changes may very well come with financial implications for social care budgets and it is important that should this transpire, changes are fully funded by government as new burdens.</p> <p>New Liberty Protection Safeguards, will replace existing Deprivation of Liberty Safeguards in Spring 2020. This new legislation may well broaden the scope and responsibility of the Council in its duties as 'responsible body' for deprivations of liberty in a social care setting.</p>	<p>Monitoring of the new government's legislative programme and working with our partners in national bodies such as the LGA and the Association of Directors of Adult Social Services in order to lobby government and ensure effective consultation.</p> <p>Sector guidance will be carefully reviewed and we will work with our partners across the health and social care system to understand and implement reforms safely and effectively.</p>
Social care workforce	40,968	<p>This affects both the internal DCC social care workforce, and the far larger care workforce employed by our commissioned providers in Devon.</p> <p>Internally, recruitment to roles which require professional qualifications is challenging. This is common across health and care professions both nationally and in the south west (for social work, OT, AMHP and team manager roles). In some instances, pay and conditions in DCC do not compare well with competitors.</p> <p>Investment in workforce capacity and skill-mix is insufficient to meet the (changing) nature and intensity of demand. Most particularly complex work in areas of autism, disability, Mental Capacity, DoLS, dementia and transition. There is a significant risk that failure to plan ahead for substantive capacity will de-stabilise delivery of functions.</p> <p>Externally, commissioned providers face recruitment and retention challenges in respect of care workers. There is a specific challenge in the recruitment of nurses affecting the nursing home sector.</p> <p>External workforce issues risk impacting on unit costs and market sufficiency as supply and costs are interlinked.</p> <p>The risk of a Brexit 'no deal' at the end of December 2020 is a major risk to both areas of the workforce as the uncertainty could deter job applications from EU nationals. Additionally, there is a related risk that a new immigration system operating on a points basis, does not prioritise lower paid social care roles.</p>	<p>Success in recent years has relied upon direct support for qualifications, and recruiting and supporting newly qualified professional staff. This requires forward planning, sustained investment and action to meet requirements at least three years ahead.</p> <p>Workforce growth in recent years has been driven by short-term investment and targeted (invest to save) initiatives.</p> <p>The Council has led the 'Proud to Care' campaign now working regionally to promote health and care as a positive career and develop career pathways across the sector.</p> <p>However risks have increased since 12 months ago, exacerbated by a loss in attractiveness of working in the UK due to depreciation in the value of Sterling and ongoing concerns over the Brexit process.</p> <p>Ongoing monitoring of government's legislative programme, along with raising issues nationally via the LGA, ADASS and other networks.</p>

Agenda Item 8

Children transitioning to Adults	103,400	On average, around 180 young people tend to come of age each year and require ongoing support as adults. Required levels of support vary enormously. This makes financial planning difficult. Furthermore, in recent years there has been a trend of increasing volumes of very high cost children's care packages and therefore there is a risk that demand and cost from transitions into adult services outstrips the budget available.	A dedicated multi-disciplinary team has been created to work across Children and Adults services in order to improve information sharing and to work towards transitions planning at an early stage.
Autism demand	4,976	Autism diagnosis rates and demand for care services has increased sharply in recent years and there is a risk that these trends continue.	A new autism team was set up last year, specialising in planning and assigning the most appropriate packages of care to people who need them, and ensuring that the impacts of new cases are phased in a controlled manner over the course of the year.
Sleep in nights National Living Wage	46,539	The Court of Appeal ruled in 2018 that National Living Wage did not apply. The case is now due to be heard in the Supreme Court in early 2020 with judgment expected later in the year, which could reverse the Court of Appeal's judgment and trigger back pay claims against providers, threatening market stability. Adverse impacts in the provider market could add cost to commissioning budgets in the region of up to £1million.	Historic purchasing of sleep in based services has been analysed and risk exposure estimated. Commissioners liaise closely with providers to find ways to manage risk and provider failure. Lobbying of government that retrospective pay awards are funded.
Savings Strategies	5,058	Delivering savings continues to be challenging and has a variety of risks associated with delivery. The savings this year are primarily strategies to support people with disabilities, and people with Mental Health needs to live more independently, over time moving from institutional based settings to being supported to live their lives as independently as possible in a community.	Savings plans have been developed as projects, with lead officers and supporting multi-disciplinary teams. A robust monitoring framework will be in place to track progress.
Provision of specialist dementia care		Specialist dementia care provision in the independent sector is under developed, posing a challenge to commissioners to develop a specialism of a market which is already under pressure overall.	Commissioners will work closely with key providers to shape the market, where possible, to accord to longer term commissioning strategies, and the requirements for future care.
Joint funding of complex care		A tighter application of eligibility for NHS Continuing Health Care can lead to demand for social care rising. This risks an increase in the number of complex packages which generally have a high individual unit cost.	Joint frameworks and relationships with CCG are well developed, including escalation and challenge where appropriate. Pooling of resources and risk are considered collectively with the NHS commissioners.
Mental Health and Disability repatriations	116,008	The Transforming Care Partnerships programme could result in individuals who are currently in NHS funded placements in hospitals around the country, being transferred back to a Devon care setting where there may	Commissioners work with partners to identify and monitor repatriation of cases to ensure that the most appropriate and best value placements are secured in Devon,

Agenda Item 8

		<p>be a requirement for adult social care support.</p> <p>There is a risk that placements made back into Devon will be at a higher cost, or a greater responsibility for funding will fall to social care budgets, or both.</p>	<p>prioritising the most vulnerable cases first.</p> <p>Adult social care managers are engaged in the Transforming Care Partnership with CCGs and work together to forecast future service demands, and manage repatriations of cases in a sensitive and planned way.</p>
NHS Contributions to Social Care (including Better Care Fund)	Total BCF pooled budget is currently expected to be in the region of £97 millions	<p>The Council entered a pooled budget arrangement in 2015/16 with NHS Commissioners described nationally as the Better Care Fund (BCF). This pooled arrangement now includes £35.138 millions of direct support to DCC social care budgets.</p> <p>The financial challenges faced by all partners inevitably pose a risk to the short term deployment of resources, ultimately making more difficult the very changes that are necessary to overcome those financial challenges.</p>	<p>A joint commissioning group comprising senior officers for each organisation and with detailed governance and specialist support is overseeing the operation of BCF.</p> <p>All partners are committed to working together to deal with similar challenges faced by each organisation and create integrated services.</p> <p>Strong professional relationships between the health and social care sectors have been developed over the past years both with CCGs and provider trusts including hospitals.</p>

Agenda Item 8

Children's Services

Service	Budget 2020/21 £'000	Risk and Impact	Mitigation
Looked after children placements	45,637 (net)	<p>Continuing lack of sufficiency of appropriate placements for children and young people with high levels of complex need (including mental ill-health) remains challenging, which in turn drives up costs.</p> <p>It is unlikely that these issues will be resolved in the short term the result of which is the potential for more children in very high cost placements at distance from home.</p>	<p>The budget has been set recognising the current pressures on sufficiency and costs; it assumes active management and cost control.</p> <p>Targeted commissioning and market management. Improved social work practice leading to more assessments completed in the community and early interventions.</p> <p>Introduce measures to reduce the number of adolescents entering care and reduce the length of time adolescents spend in care.</p>
Social work staff	13,839 (net)	The recruitment and retention of experienced social workers remains difficult leading to high levels of agency staffing. Compounding this is an increasing inability to attract and recruit good agency social workers leading to high caseloads and significant under staffing in some areas.	Plans are underway to develop a workforce strategy that includes career progression pathways. The expectation is that with the opportunity for career progression more agency staff will be persuaded to become permanent staff.
Public Health Nursing	11,585 (gross)	<p>Following the in-sourcing of the Public Health Service in April 2019 the Service is undergoing a full review.</p> <p>High levels of vacancies and a shortage of trained Health Visitors and School Nurses nationally leading to high case-loads and detrimental impact on service delivery.</p> <p>The service review covers Accommodation, IT (including Clinical Systems) and business support. The financial effects of the eventual recommendations are not yet quantified</p>	<p>The Public Health Nursing Service Review Project Board maintain a clear line of sight on costs of options appraisals and put in place actions to manage within the existing funding envelope.</p> <p>A concerted recruitment drive is underway to increase front line capacity, critical to the delivery of an effective service.</p>
Special Guardianship Order Allowances	3,278 (net)	The number of Special Guardianship Orders continues to increase at a steady rate. Growing pressure from the Courts regarding parity with foster carer allowances may lead to a full review of allowances.	Identify resource to undertake a thorough review of existing cases to contain the operational and financial impact.

Education and Learning – General Fund	45,385 (net)	<p>Devon's schools continue to academise, particularly secondary.</p> <p>Changes to the local authority's statutory responsibilities may reduce the influence of the Council and affect some of the central support functions it provides.</p>	<p>Ensure strong and effective collaborative working and information sharing to set out clearly the council's role and relationship with maintained schools, partnerships and academies.</p> <p>The Council will continue to ensure that statutory responsibilities within a diverse educational landscape are secured through a range of protocol and stakeholder agreements.</p> <p>Continue to encourage Academies to buy back Traded Services where possible.</p>
School/College Transport	28,805 (net)	<p>The number of pupils requiring home to school transport is increasing with limited operators causing costs to rise. 7% Growth on SEN Transport currently with above inflation price increases</p>	<p>In this area it is now difficult as there is a market breakdown as costs are increasing due to a shortage of taxi/bus operators willing to run routes as they are not viable or ceasing to trade. This means we have to place more contracts further away from the routes they serve with the impact of increased costs.</p> <p>Number of children with EHCPs continues to rise. We continue work to manage demand for special educational needs (as below for High Needs DSG spending) but whilst slowing the increase this will not reduce numbers. Increase access to Independent Travel Training</p>
Education and Learning – Schools Funding	603,320 (gross)	<p>Funding deficit from 2019/20 of £21.5m and the projected funding shortfall in 2020/21 of £23.8m sees an overall pressure of £45.3m that needs to be met from the DSG.</p> <p>This will impact on the schools funding available to meet demand to support the education of children within the authority.</p>	<p>Requirement of a Recovery Plan to deal with the DSG deficit.</p> <p>Service to review processes and services engaging with school representatives to set an agreed direction to reduce pressures on the service.</p> <p>Increasing the Special School capacity in Devon through corporate capital investment and opening a new school through the DfE Free School Programme.</p>
Education and Learning – Schools budgets	603,320 (gross)	<p>As delegation to schools budgets and the number of academy conversions increase there is less resource to provide central services with the risk of loss of economies of scale which may impact on smaller schools in particular.</p> <p>This risk is further exacerbated by the impact of the national funding formula and changes to employee costs adding</p>	<p>Ensure a clear and well understood approach to robust commissioning negotiations with providers.</p> <p>Continue to engage with national reviews of schools funding arrangements.</p>

Agenda Item 8

		to pressure on school budgets. This could lead to schools prioritising spend which may in turn impact on traded services and de-delegation decisions	Continue to develop partnership working to maximise effect of collaborative approaches between statutory and purchased service delivery.
Central Schools Services Block	7,012 (net)	DfE propose to reduce the Historic commitment funding by 20% from 2020/21 irrespective of the need by the LA for this funding.	The LA have submitted a disapplication to the DfE to overturn the decision as the funding in question is linked to the Termination of Employment and these costs remain a burden on the LA for the foreseeable future.
High Needs budgets	101,376 (net)	Continued growth of EHC plans with no facility to reduce external demand.	Identify the growing needs and provide central support to enable schools to hold onto those pupils that would normally pass into the special school system offset by reduced funding support to the school here possible. Build capacity to meet the designations and possibly build above demand to reduce or net export costs.
High Needs budgets	101,376 (net)	The cost of educating pupils with complex educational and physical needs can be significant and volatile. In particular the number of students remaining in Education post 16 is rising. The deliverability of a balanced budget depends to a large extent on successfully increasing capacity in our maintained special schools and disinvesting from the more expensive independent sector. Risk of more exclusions and increase in harder to admit children.	Continue active engagement with Devon Education Forum to ensure funding is appropriately distributed and targeted to achieve the best educational outcomes for all children across all ages and levels of need. Agree processes that effectively manage demand and ensure effective use of funding across all blocks of spending, Schools, Early Years and High Needs. Undertake service reviews including that of students currently in 3rd-5th years of post-16 education and block contracts in Independent Special Schools.

Communities, Public Health, Environment and Prosperity

Service	Budget 2020/21 £'000	Risk and Impact	Mitigation
Public & Community Transport	6,778 (budget and other funding)	<p>Around 80% of passenger journeys are on commercial bus services with no DCC control over them. The remainder are on supported (contracted) bus services. The commercial sector therefore shapes the network, and DCC responds to fill in gaps, optimising the scope for an integrated network. Recent experience has shown that the sector is increasingly commercially fragile which increases the cost risk to the provision of supported services.</p> <p>DCC also supports the voluntary and community transport sector where conventional buses are not sustainable. Changes to legislation pose a threat to the sustainability of this provision.</p> <p>Any reductions to service will have an impact on Devon communities as 19% of Devon residents have no access to a car.</p>	<p>Budget is based on actual services each year. Service support is based upon criteria related to DCC strategic objectives.</p> <p>Wherever possible Commercial Operators are encouraged to take up services.</p> <p>DCC supported services are developed to achieve commercial viability where possible.</p> <p>DCC maintains close relationships with this sector. Once the final legislative changes are known an impact assessment and mitigation strategies will be developed.</p>
National Concessionary Travel Scheme	9,463	Under statutory provision commercial bus operators are reimbursed for the use of free travel passes by more than 145,419 pass-holders in Devon and by non-Devon residents travelling in the County. Travel levels and patterns are subject to a range of influences which are outside the control of DCC so cannot be predicted precisely.	Budgets reflect recent trend data. The scheme and rate of reimbursement to operators is subject to ongoing review within statutory guidelines.
Flood Risk Management – Surface water	817 (excludes capital prog.)	DCC is the Lead Local Flood Authority (LLFA) as defined by the Flood and Water Management Act and the Flood Risk Regulations. Consequently, there would be costs associated with statutory requirements in the event of a major incident.	DCC has processes in place to undertake the required duty should there be a significant flood incident. However, funding over and above this budget might need to be identified.
School Place Planning (capital funding/home to school transport revenue)		There has been a significant reduction in Government capital grant to support additional pupil places and the general condition of school buildings. Furthermore, the introduction of Community Infrastructure Levy in three Local Planning Authorities has created further uncertainty on securing development contributions towards education infrastructure. Failure to provide appropriate schools places locally will have knock on implications for the Home to School Transport budget	Devon to contact Local Planning Authorities to request education be treated as Section 106 item following the Government review of CIL. Bids for CIL funds to be submitted including Exmouth Community College from East Devon, SWE Exeter from Exeter/Teignbridge and Dawlish Primary from Teignbridge. Ensure approved Free Schools are delivered, realising central Government investment. Seek direction from schools not utilising full capacity or refusing legal admissions

Agenda Item 8

		<p>The number of learners who require an Education, Care and Health Plan continues to rise with a proportion of these learners requiring a specialist placement with limited capital grant from National Government. Failure to provide appropriate schools places locally will have knock on implications for the Home to School Transport budget and the High Needs Block within the Dedicated Schools Grant</p> <p>A number of schools have been identified at risk of flooding including Tipton St John.</p>	<p>Delivery of additional SEN Places at Charlton Lodge for September 2019. Ensure that Department for Education deliver Glendinning House in Newton Abbot by September 2020. Evidence based assessment of investment of limited SEN capital funding to increase local capacity in particular in Maintained Special Schools</p> <p>Detailed assessment of schools impacted to be undertaken to ensure safety of school users and/or priorities for mitigation are identified.</p>
Public Health - Sexual Health	6,854	Demand-led service so actual numbers could vary significantly.	Due to grant reduction, activity will be capped and a financial recovery plan put in place.
Public health - Health checks	459	There is a risk to the PH budget if significantly more health checks are offered and taken up than forecast.	Engagement with the LMC and monitoring of activity at individual practice level.
Public Health Nursing	10,170	The resource available from Public Health England is insufficient to deliver national targets	The provider to use the available resource to achieve maximum Value for Money.
Exeter Science Park (loan guarantee)	Max 2,652	The Science Park Innovation Centre Construction was built by Exeter Science Park Limited (ESPL). This was partially funded via a loan from the Local Enterprise Partnership. DCC have guaranteed 50% of the loan and interest. It is likely that part of the guarantee will be required and to date budgetary provision has been made to cover £1.831m. This figure is based on the current shortfall shown in the ESPL business plan.	The guarantee is based on development monies being generated in the future to repay the loan. If the budgeted requirement increases further funds may need to be set aside. This will be monitored during the year via ESPL Business Plans which have to be approved by the Board at regular intervals.
Budget Reductions (incl. Policy Changes)	150	Reductions are becoming harder to achieve. Some reductions are reliant on collaboration and co-operation from partners which cannot be fully guaranteed or controlled by DCC and others on supply and demand for services. In order to achieve budget reductions, policies are continually being reviewed using a more risk based approach. This may lead to an increase in the risk of challenge or failure.	The priority is to maintain statutory compliance. A rigorous programme with risk assessment has been developed and will be continually monitored during 2020/21 with particular emphasis on high risk or new strategies. Continuous efforts to influence and negotiate with partners will be maintained.

Corporate Services

Service	Budget 2020/21 £000	Risk and Impact	Mitigation
All Corporate Services	36,850 (net)	Where DCC insource or take on additional services and staff to the Authority, this will require significant back office support including Business Support, ICT, Procurement and Estates. Along with responsibility for linked assets such as buildings which also transfer this combines to put pressure on all budget lines.	Work closely with front-line service heads to ensure Corporate Services develop and evolve to meet the changing needs of the Authority, capturing cost and resource requirements, and identifying funding.
ICT	9,914 (net)	As the County Council becomes more digitally enabled, there is a risk that the digital skills of our staff are not at a sufficient level in utilising digital technologies and understanding the risks of cyber security	Work closely with HR in ensuring Digital is a key aspect of workforce planning and build on the growing and developing work of "Digital Lives"
Business Services and Support	5,277 (net)	Ongoing increasing demands for business support for Children & Adults at risk, place increasing pressure on the service.	Work closely with service heads to identify where efficiencies can be made and assess resource requirements.
Digital Transformation and Business Support	16,473 (net)	Recruitment of professional staff such as procurement, ICT, Property and Digital Transformation is challenging given competition from both private and public sector employers	Work with HR in developing effective recruitment and retention strategies to ensure a suitably skilled and qualified workforce.
Coroners Service	1,539 (net)	There is a risk of unavoidable additional costs in medical (pathology), analysts, funeral directors and mortuary facility fees.	Continue to work closely with colleagues across the region conducting ongoing reviews of commissioning processes and joint working arrangements with a view to curtailing expenditure and producing additional efficiencies in this respect.
Human Resources	2,388 (net)	Implementation of phase 2 of the new HRMS places continuing pressure on the capacity of the HR service available to carry out business as usual and support the front-line services. Delays in the project timetable will make achievement of savings plans very challenging.	Work closely with service heads across the authority to ensure long term planning results in the most effective use of available resources.
Legal Services	1,106 (net)	Demands for legal support to Children's and Adults Services place increasing pressure on the service	Engagement with service heads to monitor the activity drivers

Agenda Item 8

Highway, Infrastructure Development and Waste

Service	Budget 2020/21 £'000	Risk and Impact	Mitigation
Winter Maintenance and Emergencies	Approx. 3,885	Winter maintenance and other emergencies which are typically weather related, cannot be predicted. There is a risk of overspend in the event of severe weather conditions. Proportions of this budget are based on a mild to average winter. Therefore, a worse than average year will place additional pressure on this budget.	There is limited scope for management action as the bulk of the costs tend to fall in the latter part of the financial year thus precluding funding by deferral of planned maintenance work. DCC policy is to respond appropriately to such events and wherever possible divert resources from other works in order to mitigate some of the costs. Scenario modelling is undertaken to assess any potential overspend.
Safety Defect Repairs	Approx. 5,800	This continues to be a volatile service area. Prolonged adverse weather conditions significantly affect the level of safety defects needing attention. The above average wet start to the 2019 winter will likely increase expenditure in this area. Over the last 6-7 years significant extra resources from both central government and DCC have been targeted towards this area. However, the level of investment is still well below the backlog.	New ways of providing this service were successfully trialled in 2018/19 and rolled out across the County during 2019/20. Works are closely monitored during the year and funds diverted from planned works where possible to mitigate increases in expenditure as far as possible.
Ash Dieback Disease – impact on Highways	350	Ash Dieback could have an effect on DCC budgets and resources. This impact will not be immediate, but the effects will probably be dealt with over a 10 year period. There is evidence that Ash Dieback is infiltrating into Devon's tree population quicker than had been expected. It is anticipated that the service area will need to move to annual inspections prior to the start of 2020. It is estimated that 440,000 ash trees are within falling distance of the highway, most of which are the responsibility of other land owners.	The rate of the spread of disease will be monitored, inspection periods altered accordingly and closely monitored, which should ensure that all trees not owned by DCC are dealt with by the land owner.
Highways Services Income from Fees and Charges	1,596	The Authority is legally entitled to levy charges for a variety of Highways services. These services are completely demand led and are therefore susceptible to variations in economic factors. A variation in demand of +/- 10% could result in a budgetary impact of £150,000.	There is limited scope for direct management action to significantly influence the demand for Highways services. However, income levels are monitored during the year and, where possible, mitigating actions are taken in other areas of the budget.
Waste Management	28,900	Waste tonnage levels and growth rates are volatile and difficult to predict as they are subject to a range of influences outside the control of DCC, such as the wider economic climate. Similarly, the extent to which contractors will meet recycling targets is uncertain. These risks may result in	Current budgets reflect recent trends in waste volumes. Other than undertaking work to influence behaviours there is limited scope for management to alleviate financial pressures should tonnage increase. Tonnage levels are closely

Agenda Item 8

		the budget being over or under provided. A variation in tonnages of +/- 1% could result in a financial variation of £300,000.	monitored. More cost effective ways of disposing of waste are continually explored such as the Energy from Waste Plants and the new arrangements to transfer waste through the Brynsworthy Waste Acceptance Facility.
--	--	---	---

Agenda Item 8

Abbreviations

Abbreviations used within the budget for all Scrutiny reports:

ADASS	Association of Directors of Adult Social Services
AMHP	Approved Mental Health Professional
AONB	Area of Outstanding Nature Beauty
ASW RAA	Adopt South West Regional Adoption Agency
BACS	Bankers automated clearing services (electronic processing of financial transactions)
BCF	Better Care Fund - formerly known as the Integration Transformation Fund, a national arrangement to pool existing NHS and Local Government funding starting in
BDUK	Broadband delivery UK
Blk	Block
BRRS	Business Rates Retention Scheme
CCG	Clinical Commissioning Group
CCLA	Churches, Charities and Local Authorities
CIL	Community Infrastructure Levy
CIPFA	The Chartered Institute of Public Finance & Accountancy
CO	Carbon Monoxide
C of E	Church of England
CPI	Consumer Price Index (inflation)
CVS	Council of Voluntary Services
DAF	Devon Assessment Framework
DC	District Council
DCC	Devon County Council
DDA	Disability Discrimination Act
DEFRA	Department for Environmental Food & Rural Affairs
DFC	Devolved Formula Capital
DoLS	Deprivation of Liberty Safeguards
DPLS	Devon Personalised Learning Service
DSG	Dedicated Schools Grant
DYS	Devon Youth Services
EFA	Education Funding Agency
EH4MH	Early Help 4 Mental Health
EHCP	Education & Health Care Plans
ERDF	European Regional Development Fund
ESPL	Exeter Science Park Ltd
EU	European Union
FF&E	Fixtures, Fittings & Equipment
FTE	Full Time Equivalent

HIV	Human Immunodeficiency Virus
HMRC	Her Majesty's Revenue & Customs
HR	Human Resources
HRMS	Human Resources Management System
IBCF	Improved Better Care Fund - Additional grant funding to supplement the Better Care Fund
ICT	Information & Communications Technology
IID	Investing in Devon funds
INNOVASUMP	Innovations in Sustainable Urban Mobility plans for low carbon urban transport
IVC	In Vessel Composting
LAG	Local Action Group
LEP	Local Enterprise Partnership
LGA	Local Government Association
LMC	Local Medical Committee
LTP	Local Transport Plan
MH	Mental Health
MRP	Minimum Revenue Provision
MTCP	Medium Term Capital Programme
MTFS	Medium Term Financial Strategy
MUMIS	Major Unforeseen Maintenance Indemnity Scheme
NEWDECCG	Northern, Eastern and Western Devon Clinical Commissioning Group
NFF	National Funding Formula
NHS	National Health Service
NLW	National Living Wage
NPIF	National Productivity Investment Fund
OP&D	Older People & Disability
OT	Occupational Therapist
PFI	Private Finance Initiative
PH	Public Health
PHN	Public Health Nursing
PSPB	Priority School Building Project
PTE	Part-time Equivalent (15 hours)
PWLB	Public Works Loans Board
R&R	Ring and Ride
REACH	Reducing Exploitation and Absence from Care or Home
ROVICs	Rehabilitation Officers for Visually Impaired Children services
RD&E	Royal Devon & Exeter Hospital
RPA	Rural Payments Agency
RSG	Revenue Support Grant
S106	Funding from developers resulting from planning obligations authorised by section 106 of the Town and Country Planning Act 1990

Agenda Item 8

SCF	Southern Construction Framework - delivers construction capital projects to around 50 public sector clients
ScoMIS	Schools Management Information Service
SEND	Special Education Needs and Disability
SGO	Special Guardianship Order
STP	Sustainable Transformation Programme
TBC	To be confirmed
TCS	Transport Co-Ordination Services
TUPE	Transfer of Undertakings (Protection of Employment)
UASC	Unaccompanied Asylum Seeking Children
UK	United Kingdom
VAWG	Violence against Women and Girls
VELP	Vehicle Equipment Loan Pool